



# *Zoo Authority Report* 2016-2017



NOURISHING OUR ENVIRONMENT EVERY DAY

*What do the animals eat daily at the zoo?*





# HEALTHY ANIMAL DIETS PROMOTE



IMMUNE SUPPORT



MODULATION OF CELL GROWTH



TEETH DEVELOPMENT



BONE AND TISSUE HEALTH



HEART HEALTH



DETOXIFICATION



LONGEVITY

## Zoo Authority Report 2016-2017

Page

Introduction by the Chair of Zoo Authority Board

1

Acknowledgements

3

2017 Fresno County Zoo Authority Board and Staff

4

Zoo Authority Milestones of Fiscal Year 2016-2017

5

Treasurer's Exhibits


7

Introduction to Zoo Authority Financial Statements

9

Appendix A - Financial Statement  
with Independent Auditor's Report

10




Per day, our Giraffes eat:

44 qts Wild Herbivore Pellets

28 lbs Orchard Hay

28 lbs Bermuda Hay





**MICHELLE ROMAN**  
*Chairman*

**PAUL A. TOSTE, DVM**  
*Vice Chairman*

**PETER HERZOG**  
*Board Member*

**GERALD V. LYLES**  
*Board Member*

**KENT L. STRATFORD**  
*Board Member*

**RALPH WATERHOUSE**  
*Board Member*

**LEE BRAND**  
*Board Member*

**OLIVER BAINES**  
*Board Member*

ADDRESS: 2220 Tulare Street, 6th Floor 🍏 Fresno, CA 93721  
PHONE: 559.600.4305 🍏 Email: [zooauthority@co.fresno.ca.us](mailto:zooauthority@co.fresno.ca.us)  
WEB: [www.zooauthority.org](http://www.zooauthority.org)

## *News from The Zoo Authority*

Fresno County Board of Supervisors  
Hall of Records  
2281 Tulare Street, Room 300  
Fresno, CA 936721

Dear Supervisors,

On behalf of the members of the Fresno County Zoo Authority Board, I am pleased to present our Annual Report for fiscal year 2016-17 that concluded on June 30.


During 2016, Fresno Chaffee Zoo welcomed a record 964,091 visitors. A significant contribution to this record attendance came from the African Adventure exhibit, funded by Measure Z. During the 12 month period from the grand opening of the African Adventure exhibit in October 2015 through September 2016, Fresno Chaffee Zoo welcomed 1,020,700 visitors!

The Authority Board is happy to announce that further construction is under way or planned for new and expanded Measure Z funded projects at Fresno Chaffee Zoo. Coming in 2018 visitors can look forward to Wilderness Falls, a Sierra Nevada river-themed water play area and expansion of the popular Dino Dig. Behind the scenes, the Zoo will benefit from a new nutrition center for efficient animal food preparation and storage, as well as a building for the Zoomobile's education animals. Currently in design are orangutan improvements and attractions including warthog, hippo, crocodile, Malayan tiger and sloth bear exhibits.

For the fiscal year concluded on June 30, 2016, total Measure Z proceeds received were \$13,347,631 and there was a total balance of \$31,782,697 available to Fresno Chaffee Zoo for future projects or maintenance and operations. Reimbursements for expenses funded by Measure Z totaled \$4,547,665, including \$4,443,979 for maintenance and operations, and \$103,686 for capital projects, primarily for behind the scenes improvements and the design of future exhibits.

### **Per day, our Sloth Bears eat:**

.56 lbs Fruit • .16 lbs Citrus • .57 lbs Root Vegetables • .65 lbs Veggies  
.65 lbs Protein • 2.4 lbs Omnivore Chow • 2.84 lbs Primate Chow







## News from The Zoo Authority

The one-tenth of one percent sales tax proceeds for Measure Z are received into three Fresno County managed funds: one third for maintenance and operations, two thirds for capital projects, and two percent for Authority administrative costs. Total proceeds from tax received since inception in April 2005 through June 30, 2017 were \$139,007,320. To date, Fresno Chaffee Zoo has been reimbursed \$40,421,920 for maintenance and operations, and \$70,295,767 for various capital projects.



The Authority's administrative expenses are primarily for professional and specialized services provided by Fresno County staff, including managerial, clerical, accounting, and legal services, as well costs associated with the annual independent audit found in Appendix A.

Both the Zoo Authority Board and the Fresno's Chaffee Zoo Corporation Board are very mindful of our responsibility for Measure Z funds. Reporting on the use of these funds for oversight purposes is provided by this audit and the Fresno County Treasury staff, as well as Zoo Corporation staff and an independent external audit performed by the Zoo Corporation's auditor and reported to the Authority Board on a calendar year basis.

In closing, I would like to express our appreciation for the contribution of former Fresno Mayor Ashley Swearengin and welcome Mayor Lee Brand to the Authority Board. The collaborative efforts of the City of Fresno, Zoo Corporation, and the Authority are appreciated as all parties continue to guide future development of Fresno Chaffee Zoo.



I know you will agree that our Zoo is a special jewel in California's Central Valley, and I speak for all Authority Board members when I say that we look forward to many successful years to come!



If you have any questions regarding the Authority Board or the management of Measure Z funds, please feel free to contact me or one of our staff members at any time.

Respectfully,

*Michelle Roman*

Michelle Roman  
2017 Board Chairman  
Fresno County Zoo Authority



Per day, the Stingrays in  
our community tank eat:

5 lbs Squid  
4 lbs Shrimp  
5 lbs Lake Smelt





# Acknowledgements

The Fresno County Zoo Authority greatly appreciates the investment of personal time and effort by board members of Fresno's Chaffee Zoo Corporation, and the cordial and collaborative relationship between the staff of the Authority and the Corporation.

We also acknowledge and appreciate the prompt and enthusiastic assistance from many Fresno County employees, without whom the needs and goals of the Zoo Authority Board could not be met.

## ADMINISTRATIVE OFFICE

**JOHN HAYS** / Principal Administrative Analyst

## AUDITOR-CONTROLLER/TREASURER-TAX COLLECTOR

**ELIZ MANOUKIAN** / Accounting and Financial Manager

## COUNTY COUNSEL

**JOAN CUADROS** / Executive Assistant

## FRESNO COUNTY EMPLOYEES' RETIREMENT ASSOCIATION

**DONALD KENDIG** / Retirement Administrator

**ELIZABETH AVALOS** / Administrative Secretary

**PAT SRISUKWATANA** / Systems Procedures Analyst III

**KIM ZEPEDA** / Systems Procedures Analyst I

## INTERNAL SERVICES DEPARTMENT, GRAPHIC COMMUNICATION SERVICES

**GINA HILL** / Graphic Arts Specialist II

## INTERNAL SERVICES DEPARTMENT, INFORMATION TECHNOLOGY DIVISION

**DANIEL MOORE** / Information Technology Manager

**RAMIRO PUENTES** / Information Technology Analyst II

## PUBLIC WORKS AND PLANNING

**CAROL PRATT** / Principal Accountant

**KAYING VANG** / Supervising Accountant

**SHERRI GRAHAM** / Program Technician I

**KEVIN OLIVAS** / Office Assistant III

**JASON YANG** / Information Technology Analyst III

## Per day, our Kangaroos eat:

3.5 lbs Wild Herbivore

1.98 lbs Greens

1.3 lbs Fruit



ANNUAL REPORT DESIGNED BY:  
**GINA HILL** | Graphic Arts Specialist II  
The County of Fresno, Internal Services  
Graphic Communication Services Division





## Board and Staff

Per day, our African Lions eat:

25 lbs Feline Meat

Along with 6 Bones Per Week



### ZOO AUTHORITY BOARD 2016-17

#### PAUL A. TOSTE, DVM

*Nominated by: District 1 Supervisor, Brian Pacheco*

#### GERALD V. LYLES

*Nominated by: District 2 Supervisor, Andreas Borgeas*

#### KENT L. STRATFORD

*Nominated by: District 3 Supervisor, Sal Quintero*

#### MICHELLE ROMAN

*Nominated by: District 4 Supervisor, Buddy Mendes*

#### PETER HERZOG

*Nominated by: District 5 Supervisor, Nathan Magsig*

#### RALPH WATERHOUSE

*Nominated by: Board of Supervisors Chairman, Brian Pacheco*

#### LEE BRAND

*Ex Officio - Mayor of Fresno*

#### OLIVER BAINES

*Mayor's Appointment, District 3 Councilmember*

Position / Term Expiration

Original Appointment

Vice Chairman

2/8/2005

*Term Expiration: 1/7/2019*

Board Member

3/8/2005

*Term Expiration: 1/9/2021*

Board Member

2/8/2005

*Term Expiration: 1/9/2021*

Chairman

7/14/2015

*Term Expiration: 1/7/2019*

Chairman

9/10/2013

*Term Expiration: 1/4/2021*

Board Member

1/10/2006

*Term Expiration: 1/3/2018*

Board Member

Upon oath of office  
1/5/2017

Mayor's Alternate

1/28/2011

### ZOO AUTHORITY STAFF 2016-17

Staff Member

Zoo Authority Title

County Department

County Title

#### JEAN ROUSSEAU

Administrator

County Administrative Office

County Administrative Officer

#### CATHERINE CROSBY

Coordinator

Public Works and Planning

Staff Analyst III

#### JANE T. SMITH

Counsel

County Counsel

Deputy County Counsel

#### MEGAN MARKS

*From July 2016*

Treasurer

Auditor-Controller/  
Treasurer-Tax Collector

Senior Accountant

#### Valerie Dirlam

*Through November 2016*

Accountant

Auditor-Controller/  
Treasurer-Tax Collector

Accountant I

#### Apao Xiong

*From December 2016*


Accountant

Auditor-Controller/  
Treasurer-Tax Collector

Accountant I







## Timeline for 2016-17 Report

### MEASURE Z & FUNDING RESULTS

#### 2003

- Nine-year-old Angel Arellano writes to The Fresno Bee, enclosing her \$1 donation and inspiring the effort to save the Fresno Chaffee Zoo.

#### 2004

- Board of Supervisors creates Zoo Authority, adopts ordinance for a special tax of 1/10th of one cent for ten years and approves placing ordinance on November ballot.
- Measure Z sales tax passes with 73.42% of votes.

#### 2006

- Fresno's Chaffee Zoo Corporation takes over operation of the Zoo from the City of Fresno.

#### 2007

- Maintenance work, including painting, pathways, lighting, signage; Renovations, including Rain Forest, Maddis House, chimpanzee, anteater, swan, bird of prey, and hoof stock.

#### 2008

- Master planning and pre-design engineering in progress.

#### 2009

- Preparation of Environmental Impact Report and tree survey.

#### 2010

- Reptile house improvements in progress.
- Stingray Bay becomes a permanent exhibit.
- Dino Dig opens.

#### 2011

- Fresno Planning Commission certifies Roeding.
- Park Master Plan Environmental Impact Report.
- September ground-breaking for Sea Lion Cove.

#### 2012

- Purchase of portable digital X-Ray machine.
- August-Sea Lion Cove opens; September attendance increased 93% above September 2011.

#### 2013

- River Otters move into renovated former home of Sea Lions.
- King Cobra, Komodo dragon and renovated Reptile House exhibits open.

#### 2014

- In January four healthy Malayan tiger cubs are born, and construction begins on African Adventure.
- 75% of construction firms are local.
- Tiger cubs bring more than 100,000 Zoo visitors in April.
- 72% of voters approved Measure Z for another 10 years.
- Funding approved for design of tiger exhibit expansion.
- Annual admissions surpass 700,000; an increase of 70% in 5 years.

#### 2015

- Funding approved to acquire and transport animals for African Adventure and to complete utilities upgrades.
- The October 15 Grand Opening of African Adventure increases attendance by 95% over October 2014.
- Utilities upgrades completed.
- Funding approved for animal acquisition, expansion of Dino Dig, and design of African River.
- Re-designed Zoo Authority.org website debuts.

#### 2016

- Between October 2015 and September 2016, the Zoo received 1,020,700 visitors.
- Lion cub "Kijani" born October 11th.
- Funding approved for design of Warthog exhibit.
- Zoo staff includes 142 full-time and 87 part-time employees.
- A record 964,091 guests visited the Zoo in 2016.

#### 2017

- Rare Southern White Rhino "Rudo" born January 24.
- Funding approved and projects completed for Storm drain extension and lines for new Water Play Area.
- Funding approved for schematic design African River, design of Orangutan improvements, Animal Nutrition Center, Education Animals building and construction of Water Play Area.
- Measure Z tax received in Fiscal Year 2016-17: \$13,347,631.
- As of June 30, 2017, \$31,782,697 was available to Fresno Chaffee Zoo for operations and future projects.
- Measure Z taxes from inception in April 2005 to date: \$139,007,320.


Per day, our African Elephants eat:

105 lbs Forage Hay • 55 lbs Bermuda Hay

17 qts Mazrui Grain Free Hay Enhancer Supplement

0.85 Boxes of Apples • 0.85 Boxes of Bananas • .071 Boxes of Sweet Potatoes

0.57 Bags of Carrots • 1/2 Watermelon • 1.5 Cantaloupe





## UNAUDITED EXHIBITS

### *For the Treasurer*

A, B, C, D and E

#### EXHIBIT A

Fresno County Zoo Authority Cash Balance

#### EXHIBIT B

Cash Disbursement by Category to Fresno's Chaffee Zoo Corporation during Fiscal Year 2016-17

#### EXHIBIT C

Cash Disbursements by Fund to Fresno's Chaffee Zoo Corporation during Fiscal Year 2016-17

#### EXHIBIT D

Fresno County Zoo Authority Measure Z Sales Tax Proceeds Budget (Cash Basis) for Fiscal Year Ended June 30, 2017

#### EXHIBIT E

Fresno County Zoo Authority Measure Z Sales Tax Proceeds (Cash Basis) by Fiscal Year From Inception to June 30, 2017

Per day, our Orangutans eat:

- .78 lbs Fruit
- .26 lbs Citrus
- .30 lbs Root Vegetables
- 5.25 lbs Vegetables
- 1.96 lbs Leaf Eater Biscuits
- 1.96 lbs Primate Chow
- 18 Heads of Lettuce







## UNAUDITED EXHIBITS *For the Treasurer*

Per day, our Flamingos eat:  
13 lb Mazuri Pellets  
1.25 lbs Lake Smelt



A, B, and C

### EXHIBIT A: Fresno County Zoo Authority Cash Balance

AS OF JUNE 30, 2017

EXHIBIT A

Cash Available for Administration (2%) Fresno County Zoo Authority		\$ 1,376,340
Cash Available for Zoological Activities (98%)		
Operations	6,001,526	
Capital Projects	<u>25,781,171</u>	
Total Cash Available for Zoological Activities		<u>31,782,697</u>
<b>Total Cash Balance as of June 30, 2017</b>		<b><u>\$ 33,159,037</u></b>

### EXHIBIT B: Cash Disbursements By Category To FCZC During Fiscal Year 2016-17

FOR OPERATIONS

EXHIBIT B

Salaries & Benefits	\$ 3,497,081
Animal Feed	375,211
Utilities	571,567
Bank Charges	<u>120</u>
Total Operations Disbursed to FCZC During Fiscal Year 2016-17	<b><u>4,443,979</u></b>

FOR CAPITAL PROJECTS

Project Capital Improvements	\$ 130,676
Bank Charges	<u>10</u>
Total Capital Projects Disbursed to FCZC During Fiscal Year 2016-17	130,686
<b>Total FCZC Disbursements</b>	<b><u>\$ 4,574,665</u></b>



### EXHIBIT C: Fiscal Year Cash Disbursements by Fund to Fresno Chaffee Zoo Corporation

FROM INCEPTION TO JUNE 30, 2017

EXHIBIT C

	FY-2006	FY-2007	FY-2008	FY-2009	FY-2010	FY-2011	FY-2012	FY-2013	FY-2014	FY-2015	FY-2016	FY-2017
Operations	\$ 1,538,300	\$ 2,805,819	\$ 4,082,456	\$ 3,603,994	\$ 3,095,657	\$ 2,613,501	\$ 2,842,057	\$ 3,704,007	\$ 3,497,218	\$ 3,713,649	\$ 4,481,253	\$ 4,443,979
Capital Projects	\$	\$ 140,070	\$ 239,631	\$ 565,268	\$ 722,760	\$ 667,245	\$ 7,399,437	\$ 5,968,465	\$ 8,566,482	\$ 35,280,551	\$ 10,615,172	\$ 130,686
Total Disbursements	<u>\$ 1,538,300</u>	<u>\$ 2,945,889</u>	<u>\$ 4,322,087</u>	<u>\$ 4,169,262</u>	<u>\$ 3,818,417</u>	<u>\$ 3,280,746</u>	<u>\$ 10,241,494</u>	<u>\$ 9,672,472</u>	<u>\$ 12,063,700</u>	<u>\$ 38,994,200</u>	<u>\$ 38,994,200</u>	<u>\$ 4,574,665</u>

\*Note: No disbursements were made prior to FY-2006.

**TOTAL**

Operations	\$ 40,421,920
Capital Projects	<u>\$ 70,295,767</u>
	<u>\$ 110,717,687</u>





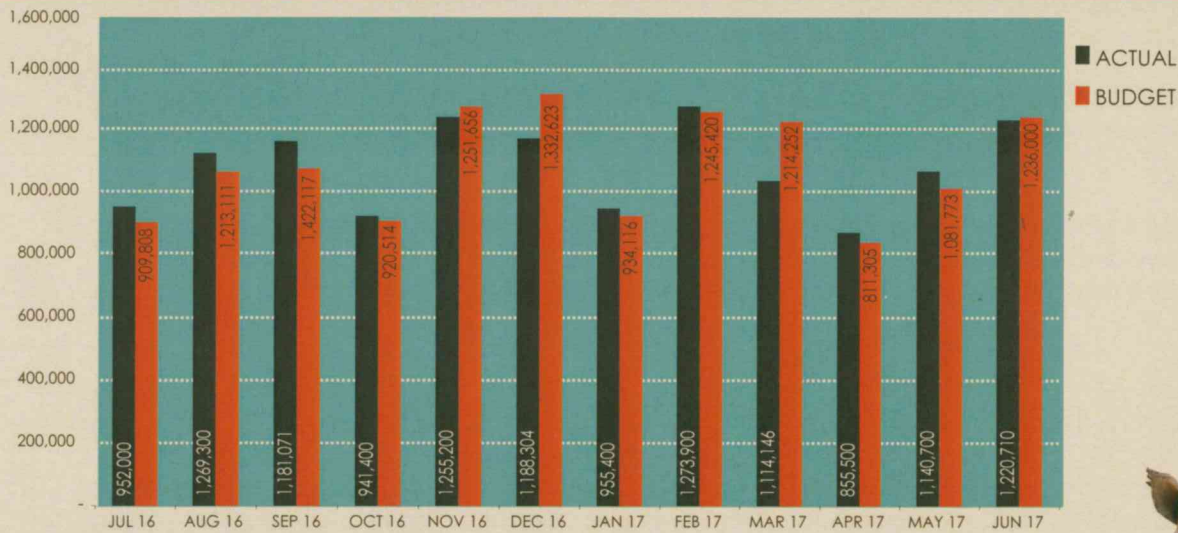
# UNAUDITED EXHIBITS For the Treasurer

Per day, our Rhinos eat:  
35 lbs Mazuri Browser Rhino Diet  
60 lbs Bermuda Hay

D and E

## EXHIBIT D

	Jul '16	Aug '16	Sep '16	Oct '16	Nov '16	Dec '16	Jan '17	Feb '17	Mar '17	Apr '17	May '17	Jun '17	FY-17 TOTAL
ACTUAL	952,000	1,269,300	1,181,071	941,400	1,255,200	1,188,304	955,400	1,273,900	1,114,146	855,500	1,140,700	1,220,710	13,347,631
BUDGET	909,808	1,213,111	1,422,117	920,514	1,251,656	1,332,623	934,116	1,245,420	1,214,252	811,305	1,081,773	1,236,000	13,572,695



ACTUAL: **\$13,347,631**

BUDGET: **\$13,572,695**

ACTUAL ABOVE BUDGET: **(\$225,064)**

## EXHIBIT E

Total Measure Z Proceeds (Cash Basis) from Inception to 6/30/17 = **\$139,007,318**



\*Note: Fiscal year 2004-2005 was the first year of the Measure Z tax resulting in partial year proceeds.





## AUDITED FINANCIAL STATEMENTS

The Zoo Authority's financial statements for fiscal year ended June 30, 2017 were audited by Brown Armstrong, Certified Public Accountants, which is an independent accounting firm. The audit was conducted in accordance with auditing standards generally accepted in the United States of America and the standards applicable to financial audits contained in Government Auditing Standards, issued by the Comptroller General of the United States. These audited financial statements, as well as the independent auditor's report are presented in Appendix A. The notes to the financial statements should be read in conjunction with the statements as they are an integral part of the statements and provide disclosures required by generally accepted accounting principles (GAAP).

Financial highlights can be found on page 3 of the financial statements. Additional information, which is an integral part of the financial statements, can be found on pages 16-22.

Financial information for administration by the Zoo Authority is presented in pages 9-12. Financial information in relation to the operations and capital projects trust funds (funds for zoological purposes) is presented in pages 13-14.

As further discussed on page 17 of the financial statements, the Authority adopted an operating budget for fiscal year ended June 30, 2017. The variation between estimated and actual revenue and expenditures is presented in the Budgetary Comparison Schedule on page 25.

## DISBURSEMENTS TO FRESNO'S CHAFFEE ZOO CORPORATION

During fiscal year 2017, a total of \$4,538,067 was disbursed to the Fresno's Chaffee Zoo Corporation; \$4,407,392 for operations and \$130,675 for capital projects. The Statement of Fiduciary Net Position on page 13 presents cash balances available for operations and capital projects to be used for Zoological purposes as of June 30, 2017. This statement also presents funds held in trust for operations and capital projects based on the accrual basis of accounting.

Per day, our Tapirs eat:.

3.75 lbs Mazuri Wild Herbivore

.5 lbs Greens

3.5 lbs Produce





# Delicious and Nutritious!

## NOURISHMENT FOR OUR ANIMALS PAID BY MEASURE Z!

### VEGGIES:

Acorn Squash  
Asparagus  
Avocados  
Beets  
Bell Peppers  
(Green, Red & Yellow)  
Broccoli Florets  
Butternut Squash  
Carrots  
Cauliflower  
Celery  
Corn  
Cucumbers  
Eggplant  
Green Onions  
Green Beans  
Jalapenos  
Leeks  
Mushrooms  
Radishes  
Red Onions (diced)  
Sweet Potato  
Tomatoes  
Turnips

### LEAFY GREENS/HERBS:

Alfalfa Sprouts  
Cabbage (White & Red)  
Cilantro  
Collard Greens  
Cole Slaw  
Dandelion Greens  
Endive  
Kale  
Lettuce  
(Green Leaf, Red Leaf & Romaine)  
Mixed Vegetation  
Parsley (Flat & Curly)  
Shredded Lettuce  
Spinach  
Spring Mix  
Swiss Chard  
Tossed Salad Mix  
Turnip Greens  
Various Herbs

### FRUIT:

Apples  
Bananas  
Grapes  
Kiwi  
Mangos  
Papaya  
Peaches  
Pears  
Pineapple

### MELONS:

Cantaloupe  
Honeydew Melon  
Watermelon

### CITRUS:

Oranges  
Lemons  
Limes  
Grapefruit

### BERRIES:

Blueberries  
Raspberries  
Strawberries

### PROTEIN/ LEGUMES/NUTS:

Almonds  
Black Eyed Peas  
Bone-In & Boneless Beef  
Eggs  
Frozen Rodents  
Mixed Game  
Mixed Nuts in the Shell  
Pinto Beans  
Peanuts in the Shell  
Peanut Butter  
Sunflower Seeds  
Walnuts

### GRASSES/HAY:

Alfalfa  
Bermuda  
Forage  
Orchard  
Straw

### VARIOUS EXOTIC ANIMAL NUTRITION:

Mazuri Brand  
Various Animal Diet Foods  
Herb Pellets

### FISH:

Capellin  
Pacific Herring  
Smelt  
Squid

### OTHER TREATS FOR ENRICHMENT/ REWARDS:

Cactus Pads  
Cheddar Cheese  
Cracker Jacks  
Dried Figs  
Honey  
Jelly Beans  
Jack Cheese  
Raisins  
Sugar Free Jello  
Yogurt

List provided for  
nourishment is a  
partial list but may  
not include all items  
purchased on an  
annual basis.



Per day, our Anteaters eat:  
3.1 lbs insectivore chow  
and 5 avocados (weekly)

Thank You for Your Support!

