



FRESNO COUNTY ZOO AUTHORITY

9:00 AM, Wednesday, February 24, 2016

Fresno County Employees' Retirement Association

1111 H Street, Fresno, CA 93721

(559) 457-0681

AGENDA

1. Call to Order

2. Nominations and election of 2016 Chairman and Vice Chairman

3. Public Comments

This time is made available to receive comments from the public on matters within the Board's jurisdiction that are not on the Agenda. Attention is called to the fact that the Board is prohibited from taking any action on matters that are not on the Agenda. Members of the public are limited to three minutes to speak during Public Comments as well as for each item on the agenda. In order to accurately record the minutes, members of the public are asked to speak only from the podium. Before beginning comments, please state for the record your name and affiliation, if any.

4. Consent Agenda

These matters are routine in nature and are usually approved by a single vote. Prior to action by the Board, the public will be given the opportunity to remove any item from the Consent Calendar. Items removed from the Consent Calendar may be heard immediately following approval of the Consent Calendar.

a. Review and approve minutes of December 9, 2016

b. Review and approve payment of County of Fresno invoice for Professional and Specialized Services in the amount of \$29,594.15 for November and December 2015

c. Receive Treasurer's Reports for November and December 2015, and January 2016

5. Receive Fresno Chaffee Zoo Director's report


6. Receive Fresno Chaffee Zoo Corporation Chief Financial Officer's reports for November 2015

7. Fresno Chaffee Zoo Corporation 2016 budget requests
 - a. Approve Fresno's Chaffee Zoo Corporation fiscal year 2016 Measure Z Operating funds totaling \$4,250,120 for reimbursement of Animal and Veterinary salary and benefits, Animal Food, Utilities, and Bank Fees to wire reimbursement funds to the Zoo
 - b. Approve Fresno's Chaffee Zoo Corporation fiscal year 2016 Measure Z Capital funds totaling \$20,000 for Animal Acquisition and Transportation and bank fees for reimbursement of capital claims
8. Receive report on update to Zoo Authority website and provide direction to staff
9. Receive Staff Reports
10. Confirm next meeting date(s)

Wednesday, March 30, 2016
Wednesday, April 27, 2016
Wednesday, May 25, 2015
11. Chair's comments
12. Board Member comments
13. Adjourn

All supporting documentation is available for public review in the office of the Fresno County Zoo Authority, 2220 Tulare Street, 6th Floor, Fresno, 93721, during regular business hours.

For further information, please contact Catherine Crosby, Zoo Authority Coordinator, at 600-4305, email zooauthority@co.fresno.ca.us, or visit www.zooauthority.org. Requests for disability-related modification or accommodation needed in order to participate in the meeting must be made to the Zoo Authority Coordinator no later than 9:00 a.m. on the day prior to the meeting.



FRESNO COUNTY ZOO AUTHORITY

9:00 AM, Wednesday, December 9, 2015

Fresno County Employees' Retirement Association

1111 H Street, Fresno, CA 93721

(559) 457-0681

ACTION SUMMARY MINUTES

1. Call to Order

CHAIRMAN PETER HERZOG CALLED THE MEETING TO ORDER AT 9:04 AM. A QUORUM WAS PRESENT OF ALL MEMBERS, INCLUDING THE CHAIRMAN, GERALD LYLES, MICHELLE ROMAN, KENT STRATFORD, ASHLEY SWEARENGIN, PAUL TOSTE, AND RALPH WATERHOUSE.

2. Public Comments

This time is made available to receive comments from the public on matters within the Board's jurisdiction that are not on the Agenda. Attention is called to the fact that the Board is prohibited from taking any action on matters that are not on the Agenda. Members of the public are limited to three minutes to speak during Public Comments as well as for each item on the agenda. In order to accurately record the minutes, members of the public are asked to speak only from the podium. Before beginning comments, please state for the record your name and affiliation, if any.

HELD; NONE OFFERED

0:0:26

3. Consent Agenda

These matters are routine in nature and are usually approved by a single vote. Prior to action by the Board, the public will be given the opportunity to remove any item from the Consent Calendar. Items removed from the Consent Calendar may be heard immediately following approval of the Consent Calendar.

a. Review and approve minutes of September 30, 2015

b. Review and approve payment of County of Fresno invoice for Professional and Specialized Services in the amount of \$31,269.01 for September and October 2015

c. Receive Treasurer's Reports for September and October 2015

PT/AS; APPROVED UNANIMOUSLY

0:1:06 CHAIRMAN HERZOG STATED THAT AT THE REQUEST OF THE MAYOR, ITEM 7 WOULD BE HEARD AT THIS TIME.

0:12:12

4. Receive Fresno County Zoo Authority 2014-15 audited financial statements and independent auditor's report from Brown Armstrong Accountancy Corporation

RECEIVED – MS MIKELLE AZEVEDO OF BROWN ARMSTRONG ACCOUNTANCY CORPORATION PRESENTED THE AUDIT. SHE STATED THAT A CLEAN, UNMODIFIED OPINION WAS ISSUED AND THERE WERE NO INTERNAL CONTROL ISSUES.

15:41 FOLLOWING ITEM 4, ITEM 9 WAS HEARD.
--

0:24:42

5. Receive Fresno Chaffee Zoo Director's report

RECEIVED -- DIRECTOR SCOTT BARTON REPORTED THAT THROUGH YESTERDAY, COMPARED TO THE SAME PERIOD LAST YEAR, ATTENDANCE HAS MORE THAN DOUBLED, DUE TO THE OPENING OF AFRICAN ADVENTURE. UNSOLICITED COMMENTS HAVE INCLUDED, "THIS IS HOW TAX MONEY SHOULD BE SPENT."

A THOROUGH AZA ACCREDITATION VISIT OCCURRED IN NOVEMBER AND RESULTED IN A LIST OF RECOMMENDATIONS AND REQUIREMENTS TO WORK ON, BUT NOTHING OVERLY CONCERNING. THE ZOO WILL REPORT BACK TO THE AZA IN MARCH.

20 NIGHTS OF ZOO LIGHTS ATTENDANCE IS STRONG, AND ABOUT THE SAME AS LAST YEAR.

IN THE NEXT 3 TO 6 MONTHS MR. BARTON EXPECTS TO BRING REQUESTS FOR FUNDING FOR ADDITIONAL EXHIBITS, SPECIFICALLY MALAYAN TIGER EXPANSION INCLUDING SLOTH BEARS, BEGIN DESIGN OF AFRICAN RIVER FOR HIPPOS AND CROCODILES, AND SMALL ENHANCEMENTS TO DINO DIG. PLANS ARE WELL ALONG IN WARTHOG EXHIBIT DESIGN AND WATER PLAY AREA WITH EDUCATIONAL COMPONENT. ANIMAL SUPPORT BUILDING PROJECTS INCLUDE ANIMAL PROGRAMS BUILDING, ANIMAL NUTRITION CENTER, LARGER FREEZER, AZA BIRD HOLDING AREA, STORAGE AND STAFF AREA; AREA, ALL IN THE (FORMER DELNO STREET) SERVICE AREA. TEMPORARY OVERFLOW PARKING NOW ADDS 200 SPACES OR THE EQUIVALENT OF ABOUT 1000-1200 VISITORS PER DAY.

CHAIRMAN HERZOG ASKED AND MR. BARTON REPORTED THAT AZA ACCREDITATION OCCURRED EVERY 5 YEARS. EXAMPLES OF FINDINGS INCLUDED A LACK OF A BIRD HOLDING FACILITY, UPDATING OF AN INSTITUTIONAL COLLECTIONS PLAN, ELEPHANT TRAINING, AND ASPHALT REPAIRS. PRAISES INCLUDED NEW EXHIBITS, TEAM SUPPORT FOR ONE ANOTHER, RECOGNITION OF POSITIVE FINANCIAL SITUATION DUE TO MEASURE Z, AND RECORD ATTENDANCE, WHICH EXCEEDED LAST YEAR'S RECORD BY 100,000.

MEMBER LYLES ASKED FOR AN UPDATED MASTER PLAN FOR THE ENTIRE ZOO. MR. BARTON STATED THAT HE WILL PREPARE REPORT ON IT IN THE NEXT FEW MONTHS THAT WILL SHOW PLANS FOR THE NEXT 5 TO 8 YEARS, AND THAT THE CURRENT EXHIBITS FOLLOW THE 2006 PLAN.

0:36:30

6. Receive Fresno Chaffee Zoo Corporation Chief Financial Officer's reports for September and October 2015

RECEIVED -- CFO BRIAN GOLDMAN REPORTED THAT AT AS OF YESTERDAY, ATTENDANCE HAD EXCEEDED LAST YEAR BY 100,000 AND SHOULD EXCEED 800,000 BY YEAR END. THE OPENING OF AFRICAN ADVENTURE HAD A LARGE IMPACT ON YEAR-TO-DATE REVENUE. FOR EXAMPLE, IN OCTOBER 2015 CONCESSIONS AND GIFT SHOP SHOWED UNPRECEDENTED GROWTH OF 26% AND 16%, RESPECTIVELY. ZOO BOO HAD RECORD ATTENDANCE ALSO. THROUGH NOVEMBER, YEAR-TO-DATE REVENUE INCREASES FOR ADMISSIONS AND MEMBERSHIPS WERE 10.5% AND 19%, RESPECTIVELY. PERSONNEL AND OPERATING EXPENSES ARE UNDER BUDGET. MEMBER LYLES COMMENTED THAT THE LARGE INCREASE IN CONCESSION REVENUE COMPARED TO ADMISSIONS SPOKE WELL OF THE QUALITY OF FOOD SERVED. MR. GOLDMAN ADDED THAT THE PEACEFUL VIEW FROM THE LODGE ATTRACTED VISITORS JUST FOR THE DINING EXPERIENCE AND IT'S ALWAYS BUSY. MEMBER ROMAN CONCURRED.

0:1:20

7. Conduct second reading of Zoo Authority Bylaws, incorporating Board of Supervisors recommendations, and
 - a. Approve Bylaws and waive reading in their entirety
 - b. Approve letter of response to the Board of Supervisors

BOARD COORDINATOR CROSBY REVIEWED BYLAWS. AFTER CLARIFICATION FROM COUNSEL SMITH, A VOTE WAS TAKEN.
AS/GL; APPROVED 6-1, MEMBER TOSTE OPPOSED.

0:8:15

8. Adopt Annual Conflict of Interest Affidavit proposed by the Fresno County Board of Supervisors, as corrected by Counsel for Zoo Authority Board.
COUNSEL SMITH NOTED THAT THE CORRECT LANGUAGE FOR THE FIRST PARAGRAPH OF THE AFFIDAVIT WAS FOUND IN AGENDA ITEM 7, ATTACHMENT A, AND MEMBERS COULD APPROVE THE PROPOSED AFFIDAVIT WITH THE LANGUAGE AS NOTED THERE.
AS/RW--APPROVED 6-1, MEMBER TOSTE OPPOSED.

0:12:12 FOLLOWING ITEM 8, TREASURER BLANKS ASKED THAT ITEM 4 BE HEARD.

0:15:46

9. Receive and approve Final Draft of 2014-15 annual report and provide direction to staff
RECEIVED -- COORDINATOR CROSBY PRESENTED THE FINAL DRAFT AND MEMBERS COMMENTED POSITIVELY ON ITS APPEARANCE AND CONTENT.
MEMBER ROMAN COMMENTED ON THE SUCCESSES AT THE ZOO AS A RESULT OF MEASURE Z.
MEMBER SWEARENGIN POINTED OUT THAT THE ZOOCORP HAS A MUCH BETTER OUTREACH AND COMMUNICATIONS ARM THAN THE ZOO AUTHORITY AND ENCOURAGED THE ZOOCORP TO SPREAD THE WORD ABOUT THE SUCCESSES; FURTHER STATING THAT THIS IS A NATIONAL SUCCESS STORY IN WHICH SHE WAS PROUD TO HAVE PLAYED A SMALL PART.
MEMBER WATERHOUSE COMPLEMENTED THE REPORT AND ASKED MR. BARTON HOW MANY COPIES HE MIGHT NEED. MR. BARTON SAID THEY CAN EASILY PUT A LINK ON THE ZOO'S WEB SITE.
MEMBER SWEARENGIN MADE A MOTION TO APPROVE THE REPORT, PRINT 75 COPIES AND INCREASE PRINTING AS REQUESTED BY KEY STAKEHOLDERS SUCH AS THE BOARD OF SUPERVISORS, OTHER COMMUNITIES IN FRESNO COUNTY, OR THE ZOOCORP. IT WAS SECONDED BY CHAIRMAN HERZOG AND APPROVED UNANIMOUSLY.

**0:24:26 MEMBER SWEARENGIN LEAVES THE MEETING.
THE CHAIRMAN STATED ITEM 5 WILL BE HEARD NEXT.**

0:43:27

10. Receive staff reports

**RECEIVED -- BOARD COORDINATOR CROSBY BRIEFLY REPORTED ON PROGRESS ON AN
UPDATE TO THE ZOO AUTHORITY WEBSITE.**

0:45:00

11. Board meetings

- a. Confirm or cancel next meeting date of December 30, 2015
- b. Adopt 2016 meeting calendar, and set first meeting date of 2016
Dates include; Wednesday, January 27, 2016
 Wednesday February 24, 2016
 Wednesday, March 30, 2016

**AFTER DISCUSSION, MEMBER TOSTE MADE A MOTION TO CANCEL THE DECEMBER 30,
2015 MEETING AND ADOPT THE 2016 MEETING CALENDAR, EXCLUDING JANUARY 27,
2016. SECONDED BY MEMBER LYLES, THE VOTE WAS UNANIMOUS.**

0:48:40

12. Chair's comments

**RECEIVED -- THE CHAIRMAN STATED HE WAS PROUD AS A CITIZEN OF THIS COMMUNITY
OF THE NEW AFRICAN ADVENTURE EXHIBIT. HE PRAISED "THE PLANNING AND EFFORT
TO EXECUTE AND COMPLETE ON TIME A PROJECT OF THIS SCALE."**

0:49:26

13. Board Member comments

**RECEIVED -- MEMBER WATERHOUSE COMPLEMENTED DIRECTOR BARTON AND STAFF
FOR THE MEMORIAL SERVICE LAST NIGHT FOR LONG-TIME ZOO SOCIETY AND ZOO CORP
EMPLOYEE CHRISTY HARVEY, WHOM HE PRAISED FOR HER INSTITUTIONAL MEMORY,
SUPPORT OF THE ZOO AND EXCEPTIONAL KINDNESS. REGARDING THE OPENING OF THE
AFRICAN EXHIBIT, HE COMMENTED THAT FORMER ZOO COLLEAGUES FROM AROUND
THE COUNTRY WERE GREATLY IMPRESSED, AND THAT WHAT WAS ACCOMPLISHED FAR
EXCEEDED THE FIRST PLANS AND HIS GRAND VISION FOR EXPANSION DURING HIS
YEARS THERE.**

0:51:30

14. Adjourn

**THERE BEING NO FURTHER BUSINESS BEFORE THE BOARD, CHAIRMAN HERZOG
ADJOURNED THE MEETING AT 9:55 AM**

All supporting documentation is available for public review in the office of the Fresno County Zoo Authority, 2220 Tulare Street, 6th Floor, Fresno, 93721, during regular business hours.

For further information, please contact Catherine Crosby, Zoo Authority Coordinator, at 600-4305, email zooauthority@co.fresno.ca.us, or visit www.zooauthority.org. Requests for disability-related modification or accommodation needed in order to participate in the meeting must be made to the Zoo Authority Coordinator no later than 9:00 a.m. on the day prior to the meeting.



Invoice for Professional Services in Support of the Zoo Authority
Billing Hours and Expenses for November and December 2015

Invoice Number 1112-ZOO-0216

February 24, 2016

TO: Zoo Authority Board
c/o County of Fresno
2220 Tulare St, 6th Floor MS 214
Fresno, CA 93721

Department / Title	Hours	Rate	Cost Fiscal Year 15-16	
<i>Financial Reporting & Audits</i>				
<i>Division Chief</i>	0.00	\$106.83	\$0.00	
<i>Supervising Accountant</i>	31.25	\$90.25	\$2,820.31	
<i>Senior Accountant</i>	0.00	\$87.98	\$0.00	
<i>Accountant II</i>	0.00	\$72.70	\$0.00	
<i>Public Works & Planning</i>				
<i>Analyst III</i>	341.40	\$76.53	\$26,127.34	
<i>County Counsel</i>				
<i>Deputy County Counsel</i>	9.50	\$122.00	\$1,159.00	
Professional Services Total	382.15		\$30,106.65	\$97,882.97
 <i>Copies</i>			\$97.50	
<i>Postage</i>			\$0.00	
<i>Annual Audit</i>			\$1,610.00	
Office Expense Total			\$1,707.50	\$3,556.57
			\$31,814.15	\$101,439.54
			Invoice Total	FY 15-16 Total



**Fresno County Zoo Authority
Treasurer's Report
Unaudited Cash Basis
For the Month Ended November 30, 2015**

Summary of Measure Z Proceeds			
Tax Proceeds Received:			
- Measure Z - Sales Tax Proceeds		\$	1,215,200.00
Total Proceeds Received:		\$	1,215,200.00
Tax Proceeds Allocated:			
- Allocation to Zoo Authority Fund (2%)			24,304.00
- Allocation to Trust Fund for Operations and Capital Projects (98%)			1,190,896.00
Total Proceed Allocations		\$	1,215,200.00
Cash Balance by Fund			
Zoo Authority Fund	>> Administrative Fund	2%	
	Beginning Cash Balance	\$	1,162,331.32
Receipts:	- Measure Z Sales Tax Proceeds		24,304.00
	- Interest Received		-
	Net Increase/(Decrease) to Cash		24,304.00
	Ending Cash Balance - Zoo Authority Administrative Fund	\$	1,186,635.32
Trust Fund for FCZC Operations and Capital Projects	98%		
	Beginning Cash Balance	\$	20,477,567.91
	>> Operations Fund		
	Beginning Cash Balance		5,989,861.65
Receipts:	- Measure Z Sales Tax Proceeds		396,965.33
Disbursements:	- Wire Fees		(30.00)
	Net Increase/(Decrease) to Cash		396,935.33
	Ending Cash Balance - Available for Operations	\$	6,386,796.98
	>> Capital Facilities Project Fund		
	Beginning Cash Balance	\$	14,487,706.26
Receipts:	- Measure Z Sales Tax Proceeds		793,930.67
Disbursements:	- FCZC Capital Projects Claim #2015-12C		(446,202.88)
	- FCZC Capital Projects Claim #2015-13C		(126,538.21)
	- FCZC Capital Projects Claim #2015-14C		(1,419,271.97)
	Net Increase/(Decrease) to Cash		(1,198,082.39)
	Ending Cash Balance - Available for Capital Projects		13,289,623.87
	Ending Balance Available for Operations and Capital Projects	\$	19,676,420.85
	Total Interest Received During the Month		-


By Staff _____

Date _____

Accepted _____

Date _____

* Interest receipts are recorded in the month received rather than in the month earned and were calculated on an annual percentage rate of 1.412 as of September 30, 2015.




Fresno County Zoo Authority

SUMMARY OF MEASURE Z SALES TAX PROCEEDS

	PRIOR FISCAL YEARS				CURRENT FISCAL YEAR			
	2010-2011	2011-2012	2012-2013	2013-2014	2014-2015	2015-2016		
	ACTUAL RECEIPTS	ACTUAL TAX RECEIPTS	ACTUAL TAX RECEIPTS	ACTUAL TAX RECEIPTS	ACTUAL TAX RECEIPTS	BUDGETED TAX RECEIPTS	ACTUAL TAX RECEIPTS	BUDGET TO ACTUAL VARIANCE
July	\$ 659,300	\$ 719,800	\$ 826,000	\$ 903,500	\$ 864,900	\$ 873,549	\$ 900,800	\$ 27,251 3.12%
August	857,600	921,200	1,033,100	1,106,000	1,149,600	1,161,096	1,201,100	\$ 40,004 3.45%
September	895,691	1,057,603	1,028,369	1,097,605	1,199,226	1,211,218	1,408,037	\$ 196,819 16.25%
October	677,000	694,100	850,500	857,400	879,100	887,891	911,400	\$ 23,509 2.65%
November	879,500	878,500	1,056,800	1,143,200	1,172,100	1,207,263	1,215,200	\$ 7,937 0.66%
December	932,350	1,240,028	1,083,021	1,076,977	1,147,219	1,170,163		
January	710,700	770,100	799,900	836,700	884,100	901,762		
February	919,900	978,600	1,086,700	1,101,200	1,178,800	1,202,376		
March	821,858	1,006,649	1,021,734	1,113,584	1,087,121	1,076,250		
April	618,400	716,100	846,500	788,000	804,100	796,059		
May	876,500	897,100	1,493,700	1,050,600	1,072,100	1,061,379		
June	963,040	1,191,689	1,015,391	1,139,360	1,231,366	1,193,479		
Total	\$ 9,811,839	\$ 11,071,469	\$ 12,141,715	\$ 12,214,126	\$ 12,669,732	\$ 12,742,505	\$ 5,636,537	\$ 295,520 4.54%

TOTAL MEASURE Z PROCEEDS FROM INCEPTION \$ 117,702,931



**Fresno County Zoo Authority
Capital Projects Fund Cash Flow
For the Month Ended November 30, 2015**


Cash Balance as of 11/30/2015 \$ 13,289,624

DEDUCTIONS (earmarked projects, paid through claim 2015-14C):

2016 Animal Acquisition-September 2015	15,462
2015 Utility Design-March 2015	54,849
2015 Animal Acquisition-February 2015	23,000
2014 Graphics-2011	33,598
2014 Reptile Plaza-2011	50,000
2014 Entrance/Vault-2011	85,000
2014 Cobra Exhibit-2011	171,829
2014 Animal Acquisition-January 2013	20,000
2014 African Project-December 2013	1,695,013

Total Deductions: \$ (2,148,751)

TOTAL: \$ 11,140,873



**Fresno County Zoo Authority
Operations Fund Cash Flow
For the Month Ended November 30, 2015**


Cash Balance as of 11/30/2015 \$ 6,386,797

DEDUCTIONS (Remaining budgets, paid through claim 2015-09):

2015 Visitor Services	241,944
2015 Animal	773,582
2015 Veterinary	97,459
2015 Maintenance	294,338
2015 Utilities	56,006
2015 Animal Feed	54,852
2015 Interest/Bank Charges	160

Total Deductions: \$ (1,518,341)

TOTAL: \$ 4,868,456



**Fresno County Zoo Authority
Administration Fund Cash Flow
For the Month Ended November 30, 2015**

Cash Balance as of 11/30/2015 \$ 1,186,635

DEDUCTIONS (Remaining budgets, paid through claim 0608-ZOO-0915):

2016 Telephone Charges	500	
2016 Memberships	1,000	
2016 Office Expense	5,940	
2016 Postage	1,500	
2016 PeopleSoft Financials Charges	419	
2016 Professional Services	151,252	
2016 Data Processing Services	3,000	
2016 Publications & Legal Notices	1,000	
2016 Trans, Travel & Education	5,000	
2015 Telephone Charges	500	
2015 Memberships	1,000	
2015 Office Expense	2,158	
2015 Postage	1,332	
2015 PeopleSoft Financials Charges	189	
2015 Professional Services	42,972	
2015 Data Processing Services	3,000	
2015 Publications & Legal Notices	1,000	
2015 Trans, Travel & Education	4,996	
Total Deductions:		<u>\$ (309,204)</u>

TOTAL:	<u><u>\$ 877,431</u></u>
---------------	--------------------------

* Note: Committed funds for FY 2014-2015 will be used to pay remaining FY 2014-2015 expenses.



**Fresno County Zoo Authority
Treasurer's Report
Unaudited Cash Basis
For the Quarter Ended December 31, 2015**

Summary of Measure Z Proceeds			
Tax Proceeds Received:			
-	Measure Z - Sales Tax Proceeds		\$ 3,433,092.88
	Total Proceeds Received:		\$ 3,433,092.88
Tax Proceeds Allocated:			
-	Allocation to Zoo Authority Fund (2%)		68,661.86
-	Allocation to Trust Fund for Operations and Capital Projects (98%)		3,364,431.02
	Total Proceed Allocations		\$ 3,433,092.88
Cash Balance by Fund			
Zoo Authority Fund >> Administrative Fund 2%			
	Beginning Cash Balance		\$ 1,181,610.57
Receipts:	- Measure Z Sales Tax Proceeds		68,661.86
	- Interest Received		4,517.63
Disbursements:	- PeopleSoft Charges		(109.91)
	- Professional Services		(38,267.89)
	- Postage		(28.98)
	Net Increase/(Decrease) to Cash		34,772.71
	Ending Cash Balance - Zoo Authority Administrative Fund		\$ 1,216,383.28
Trust Fund for FCZC Operations and Capital Projects 98%			
	Beginning Cash Balance		\$ 20,869,667.54
>>> Operations Fund			
	Beginning Cash Balance		6,077,333.74
Receipts:	- Measure Z Sales Tax Proceeds		1,121,477.00
	- Interest Received		23,459.00
Disbursements:	- FCZC Operations Claim # 2015-09		(389,511.95)
	- FCZC Operations Claim # 2015-10		(552,840.17)
	- Wire Fees		(80.00)
	Net Increase/(Decrease) to Cash		202,503.88
	Ending Cash Balance - Available for Operations		\$ 6,279,837.62
>>> Capital Facilities Project Fund			
	Beginning Cash Balance		\$ 14,792,333.80
Receipts:	- Measure Z Sales Tax Proceeds		2,242,954.02
	- Interest Received		63,634.74
	- FCZC Capital Projects Claim #2015-11C		(911,836.97)
	- FCZC Capital Projects Claim #2015-12C		(446,202.88)
Disbursements:	- FCZC Capital Projects Claim #2015-13C		(126,538.21)
	- FCZC Capital Projects Claim #2015-14C		(1,419,271.97)
	- FCZC Capital Projects Claim #2015-15C		(510,197.12)
	- FCZC Capital Projects Claim #2015-16C		(24,331.84)
	Net Increase/(Decrease) to Cash		(1,131,790.23)
	Ending Cash Balance - Available for Capital Projects		13,660,543.57
	Ending Balance Available for Operations and Capital Projects		\$ 19,940,381.19
	Total Interest Received During the Quarter		91,611.37

By Staff _____ Date _____

Accepted _____ Date _____

* Interest receipts are recorded in the month received rather than in the month earned and were calculated on an annual percentage rate of 1.394 as of June 30, 2015.



**Fresno County Zoo Authority
Treasurer's Report
Unaudited Cash Basis
For the Month Ended December 31, 2015**

Summary of Measure Z Proceeds			
Tax Proceeds Received:			
-	Measure Z - Sales Tax Proceeds	\$	1,306,492.88
	Total Proceeds Received:	\$	1,306,492.88
Tax Proceeds Allocated:			
-	Allocation to Zoo Authority Fund (2%)		26,129.86
-	Allocation to Trust Fund for Operations and Capital Projects (98%)		1,280,363.02
	Total Proceed Allocations	\$	1,306,492.88
Cash Balance by Fund			
Zoo Authority Fund			
	>> Administrative Fund	2%	
	Beginning Cash Balance	\$	1,186,635.32
Receipts:	- Measure Z Sales Tax Proceeds		26,129.86
	- Interest Received		3,682.65
Disbursements:	- PeopleSoft Financial Charges		(64.55)
	Net Increase/(Decrease) to Cash		29,747.96
	Ending Cash Balance - Zoo Authority Administrative Fund	\$	1,216,383.28
Trust Fund for FCZC Operations and Capital Projects			
	98%		
	Beginning Cash Balance	\$	19,676,420.85
	>>> Operations Fund		
	Beginning Cash Balance		6,386,796.98
Receipts:	- Measure Z Sales Tax Proceeds		426,787.67
	- Interest Received		19,123.14
Disbursements:	- FCZC Operations Claim # 2015-10		(552,840.17)
	- Wire Fees		(30.00)
	Net Increase/(Decrease) to Cash		(106,959.36)
	Ending Cash Balance - Available for Operations	\$	6,279,837.62
	>>> Capital Facilities Project Fund		
	Beginning Cash Balance	\$	13,289,623.87
Receipts:	- Measure Z Sales Tax Proceeds		853,575.35
	- Interest Received		51,873.31
Disbursements:	- FCZC Capital Projects Claim #2015-15C		(510,197.12)
	- FCZC Capital Projects Claim #2015-16C		(24,331.84)
	Net Increase/(Decrease) to Cash		370,919.70
	Ending Cash Balance - Available for Capital Projects		13,660,543.57
	Ending Balance Available for Operations and Capital Projects	\$	19,940,381.19
	Total Interest Received During the Month		74,679.10

By Staff _____

Date _____

Accepted _____

Date _____

* Interest receipts are recorded in the month received rather than in the month earned and were calculated on an annual percentage rate of 1.412 as of September 30, 2015.



Fresno County Zoo Authority

SUMMARY OF MEASURE Z SALES TAX PROCEEDS


	PRIOR FISCAL YEARS				CURRENT FISCAL YEAR			
	2012-2013		2013-2014		2014-2015		2015-2016	
	ACTUAL	ACTUAL	ACTUAL	ACTUAL	ACTUAL	ACTUAL	ACTUAL	ACTUAL
TAX RECEIPTS	TAX RECEIPTS	TAX RECEIPTS	TAX RECEIPTS	TAX RECEIPTS	TAX RECEIPTS	TAX RECEIPTS	TAX RECEIPTS	TAX RECEIPTS
July	\$ 719,800	\$ 826,000	\$ 903,500	\$ 864,900	\$ 873,549	\$ 900,800	\$ 27,251	3.12%
August	921,200	1,033,100	1,106,000	1,149,600	1,161,096	1,201,100	\$ 40,004	3.45%
September	1,057,603	1,028,369	1,097,605	1,199,226	1,211,218	1,408,037	\$ 196,819	16.25%
October	694,100	850,500	857,400	879,100	887,891	911,400	\$ 23,509	2.65%
November	878,500	1,056,800	1,143,200	1,172,100	1,207,263	1,215,200	\$ 7,937	0.66%
December	1,240,028	1,083,021	1,076,977	1,147,219	1,170,163	1,306,493	\$ 136,330	11.65%
January	770,100	799,900	836,700	884,100	901,782			
February	978,600	1,086,700	1,101,200	1,178,800	1,202,376			
March	1,006,649	1,021,734	1,113,584	1,087,121	1,076,250			
April	716,100	846,500	788,000	804,100	796,059			
May	897,100	1,493,700	1,050,600	1,072,100	1,061,379			
June	1,191,689	1,015,391	1,139,360	1,231,366	1,193,479			
Total	\$ 11,071,469	\$ 12,141,715	\$ 12,214,126	\$ 12,669,732	\$ 12,742,505	\$ 6,943,030	\$ 431,850	6.63%

TOTAL MEASURE Z PROCEEDS FROM INCEPTION \$ 119,009,424



Fresno County Zoo Authority
Receipt of Interest
Unaudited Cash Basis
For the Month Ended
December 31, 2015

Summary of Quarter Two Interest Receipts					
Fund	Subclass	Description	1st Alloc. October	2nd Alloc December	Interest Received
4845	10000	Zoo Authority	\$ 834.98	\$ 3,682.65	\$ 4,517.63
4850	10000	FCZC - Operations	4,335.86	19,123.14	\$ 23,459.00
4850	42700	FCZC - CP	11,761.43	51,873.31	\$ 63,634.74
Total			<u>\$ 16,932.27</u>	<u>\$ 74,679.10</u>	<u>\$ 91,611.37</u>



**Fresno County Zoo Authority
Capital Projects Fund Cash Flow
For the Month Ended December 31, 2015**

Cash Balance as of 1/3/2016 \$ 13,660,544

DEDUCTIONS (earmarked projects, paid through claim 2015-17C):


2016 Animal Acquisition-September 2015	15,462
2015 Utility Design-March 2015	54,849
2015 Animal Acquisition-February 2015	23,000
2014 Graphics-2011	33,598
2014 Reptile Plaza-2011	50,000
2014 Entrance/Vault-2011	85,000
2014 Cobra Exhibit-2011	171,829
2014 Animal Acquisition-January 2013	20,000
2014 African Project-December 2013	1,160,484

Total Deductions:

\$ (1,614,222)

TOTAL:

\$ 12,046,322



**Fresno County Zoo Authority
Operations Fund Cash Flow
For the Month Ended December 31, 2015**

Cash Balance as of 1/3/2016 \$ 6,279,838

DEDUCTIONS (Remaining budgets, paid through claim 2015-10):


2015 Visitor Services	163,279
2015 Animal	479,542
2015 Veterinary	59,016
2015 Maintenance	226,794
2015 Utilities	6,858
2015 Animal Feed	29,852
2015 Interest/Bank Charges	130

Total Deductions:

\$ (965,471)

TOTAL:

\$ 5,314,367



**Fresno County Zoo Authority
Administration Fund Cash Flow
For the Month Ended December 31, 2015**

Cash Balance as of 1/3/2016 \$ 1,216,383

DEDUCTIONS (Remaining budgets, paid through claim 0608-ZOO-0915):

2016 Telephone Charges	500
2016 Memberships	1,000
2016 Office Expense	5,940
2016 Postage	1,500
2016 PeopleSoft Financials Charges	354
2016 Professional Services	151,252
2016 Data Processing Services	3,000
2016 Publications & Legal Notices	1,000
2016 Trans, Travel & Education	5,000
2015 Telephone Charges	500
2015 Memberships	1,000
2015 Office Expense	2,158
2015 Postage	1,332
2015 PeopleSoft Financials Charges	189
2015 Professional Services	42,972
2015 Data Processing Services	3,000
2015 Publications & Legal Notices	1,000
2015 Trans, Travel & Education	4,996
Total Deductions:	<u>\$ (309,139)</u>
TOTAL:	<u><u>\$ 907,244</u></u>

* Note: Committed funds for FY 2014-2015 will be used to pay remainig FY 2014-2015 expenses.



**Fresno County Zoo Authority
Treasurer's Report
Unaudited Cash Basis
For the Month Ended January 31, 2016**

Summary of Measure Z Proceeds			
Tax Proceeds Received:			
-	Measure Z - Sales Tax Proceeds	\$	915,800.00
	Total Proceeds Received:	\$	915,800.00
Tax Proceeds Allocated:			
-	Allocation to Zoo Authority Fund (2%)		18,316.00
-	Allocation to Trust Fund for Operations and Capital Projects (98%)		897,484.00
	Total Proceed Allocations	\$	915,800.00
Cash Balance by Fund			
Zoo Authority Fund			
	>> Administrative Fund	2%	
	Beginning Cash Balance	\$	1,216,383.28
Receipts:	- Measure Z Sales Tax Proceeds		18,316.00
	- Interest Received		823.79
Disbursements:	- PeopleSoft Financial Charges		(40.12)
	- Professional Services		(31,269.01)
	Net Increase/(Decrease) to Cash		(12,169.34)
	Ending Cash Balance - Zoo Authority Administrative Fund	\$	1,204,213.94
Trust Fund for FCZC Operations and Capital Projects			
	98%		
	Beginning Cash Balance	\$	19,940,381.19
	>>> Operations Fund		
	Beginning Cash Balance		6,279,837.62
Receipts:	- Measure Z Sales Tax Proceeds		299,161.33
	- Interest Received		4,289.48
Disbursements:	- FCZC Operations Claim # 2015-11		(359,949.99)
	- Wire Fees		(20.00)
	Net Increase/(Decrease) to Cash		(56,519.18)
	Ending Cash Balance - Available for Operations	\$	6,223,318.44
	>>> Capital Facilities Project Fund		
	Beginning Cash Balance	\$	13,660,543.57
Receipts:	- Measure Z Sales Tax Proceeds		598,322.67
	- Interest Received		9,645.80
Disbursements:	- FCZC Capital Projects Claim #2015-17C		(454,970.37)
	- FCZC Capital Projects Claim #2015-18C		(258,139.57)
	Net Increase/(Decrease) to Cash		(105,141.47)
	Ending Cash Balance - Available for Capital Projects		13,555,402.10
	Ending Balance Available for Operations and Capital Projects	\$	19,778,720.54
	Total Interest Received During the Month		14,759.07

By Staff _____

Date _____

Accepted _____

Date _____

* Interest receipts are recorded in the month received rather than in the month earned and were calculated on an annual percentage rate of 1.412 as of September 30, 2015.



Fresno County Zoo Authority

SUMMARY OF MEASURE Z SALES TAX PROCEEDS

	PRIOR FISCAL YEARS				CURRENT FISCAL YEAR			
	2011-2012		2012-2013		2013-2014		2014-2015	
	ACTUAL	TAX RECEIPTS	ACTUAL	TAX RECEIPTS	ACTUAL	TAX RECEIPTS	ACTUAL	TAX RECEIPTS
July	\$ 719,800	\$ 826,000	\$ 903,500	\$ 864,900	\$ 873,549	\$ 900,800	\$ 27,251	3.12%
August	921,200	1,033,100	1,106,000	1,149,600	1,161,096	1,201,100	\$ 40,004	3.45%
September	1,057,603	1,028,369	1,097,605	1,199,226	1,211,218	1,408,037	\$ 196,819	16.25%
October	694,100	850,500	857,400	879,100	887,891	911,400	\$ 23,509	2.65%
November	878,500	1,056,800	1,143,200	1,172,100	1,207,263	1,215,200	\$ 7,937	0.66%
December	1,240,028	1,083,021	1,076,977	1,147,219	1,170,163	1,306,493	\$ 136,330	11.65%
January	770,100	799,900	836,700	884,100	901,782	915,800	\$ 14,018	1.55%
February	978,600	1,086,700	1,101,200	1,178,800	1,202,376			
March	1,006,649	1,021,734	1,113,584	1,087,121	1,076,250			
April	716,100	846,500	788,000	804,100	796,059			
May	397,100	1,493,700	1,050,600	1,072,100	1,061,379			
June	1,191,689	1,015,391	1,139,360	1,231,366	1,193,479			
Total	\$ 11,071,469	\$ 12,141,715	\$ 12,214,126	\$ 12,669,732	\$ 12,742,505	\$ 7,858,830	\$ 445,868	6.85%

TOTAL MEASURE Z PROCEEDS FROM INCEPTION \$ 119,925,224




Fresno County Zoo Authority
Receipt of Interest
Unaudited Cash Basis
For the Month Ended
January 31, 2016

Summary of Quarter Two Interest Receipts					
Fund	Subclass	Description	1st Alloc. October	2nd Alloc December	Interest Received
4845	10000	Zoo Authority	\$ 834.98	\$ 3,682.65	\$ 4,517.63
4850	10000	FCZC - Operations	4,335.86	19,123.14	\$ 23,459.00
4850	42700	FCZC - CP	11,761.43	51,873.31	\$ 63,634.74
Total			<u>\$ 16,932.27</u>	<u>\$ 74,679.10</u>	<u>\$ 91,611.37</u>

To

Summary of Quarter Three Interest Receipts					
Fund	Subclass	Description	1st Alloc. Jan	2nd Alloc March	Interest Received
4845	10000	Zoo Authority	823.79	-	\$ 823.79
4850	10000	FCZC - Operations	4,289.48	-	4,289.48
4850	42700	FCZC - CP	9,645.80	-	9,645.80
Total			<u>\$ 14,759.07</u>	<u>\$ -</u>	<u>\$ 14,759.07</u>



**Fresno County Zoo Authority
Capital Projects Fund Cash Flow
For the Month Ended January 31, 2016**

Cash Balance as of 2/1/2016 \$ 13,555,402

DEDUCTIONS (earmarked projects, paid through claim 2015-18C):


2016 Animal Acquisition-September 2015	15,462
2015 Utility Design-March 2015	53,774
2015 Animal Acquisition-February 2015	23,000
2014 Graphics-2011	33,598
2014 Reptile Plaza-2011	50,000
2014 Entrance/Vault-2011	85,000
2014 Cobra Exhibit-2011	171,829
2014 Animal Acquisition-January 2013	20,000
2014 African Project-December 2013	448,448

Total Deductions:

\$ (901,111)

TOTAL:

\$ 12,654,291



**Fresno County Zoo Authority
Operations Fund Cash Flow
For the Month Ended January 31, 2016**

Cash Balance as of 2/1/2016 \$ 6,223,318

DEDUCTIONS (Remaining budgets, paid through claim 2015-11):

2015 Visitor Services	106,755
2015 Animal	278,521
2015 Veterinary	33,054
2015 Maintenance	172,436
2015 Utilities	-
2015 Animal Feed	14,637
2015 Interest/Bank Charges	100

Total Deductions:

\$ (605,503)

TOTAL:

\$ 5,617,815



**Fresno County Zoo Authority
Administration Fund Cash Flow
For the Month Ended January 31, 2016**

Cash Balance as of 2/1/2016 \$ 1,204,214

DEDUCTIONS (Remaining budgets, paid through claim 0910-ZOO-1215):

2016 Telephone Charges	500
2016 Memberships	1,000
2016 Office Expense	5,940
2016 Postage	1,500
2016 PeopleSoft Financials Charges	314
2016 Professional Services	151,252
2016 Data Processing Services	3,000
2016 Publications & Legal Notices	1,000
2016 Trans, Travel & Education	5,000
2015 Telephone Charges	500
2015 Memberships	1,000
2015 Office Expense	447
2015 Postage	1,282
2015 PeopleSoft Financials Charges	189
2015 Professional Services	13,464
2015 Data Processing Services	3,000
2015 Publications & Legal Notices	1,000
2015 Trans, Travel & Education	4,996
Total Deductions:	<u>\$ (277,830)</u>
TOTAL:	<u><u>\$ 926,384</u></u>

* Note: Committed funds for FY 2014-2015 will be used to pay remaining FY 2014-2015 expenses.

Draft



FY15 November Financial Report

Board of Directors

Agenda Item 6

Discussion of Financial Results

As of November 30, 2015

- Key Facts & Figures*:

- Self generated revenue is 11.4% ahead of budget.
- Personnel expenses are 4.6% under budget and total operating expenses are 2.6% under budget.
- Operating surplus of \$1,190,128 compared to budgeted surplus of \$238,914.
- 2015 YTD attendance is 754,448 compared to 657,964 for the same time last year, an increase of 15%.
- 2015 YTD attendance is 16% ahead of budget.
- Member visitation is 24.4% of total attendance compared to 22.1% – 22.5% for the past 3 years.
- Combo tickets not sold in November. Giraffes still acclimating to new exhibit.

* Excludes investment income (unrealized gain/loss on investments), capital fundraising, depreciation and capital expenditures.

Discussion of Financial Results

Liquid Assets:

	<u>11/30/2015</u>	<u>10/31/2015</u>	<u>2014 Audited</u>
Cash	\$657,971	\$847,420	\$303,917
Short-term Investments	\$0	\$0	\$52,125
Long-term Investments	\$5,238,870	\$5,241,883	\$5,203,245
Endowment/Board Designated	<u>\$4,385,354</u>	<u>\$4,390,895</u>	<u>\$4,169,549</u>
	\$10,282,195	\$10,480,198	\$9,728,836

Accounts Receivable:

	\$2,193,261	\$3,807,534	\$7,259,190
--	-------------	-------------	-------------

Liabilities

Accounts Payable	\$762,985	\$1,472,768	\$6,084,351
Accrued Liabilities	\$253,342	\$244,417	\$301,469
Line of Credit	<u>\$1,260,584</u>	<u>\$1,508,315</u>	<u>\$248,085</u>
	\$2,276,911	\$3,225,500	\$6,633,905

Net Assets:

Unrestricted	\$80,634,356	\$80,647,730	\$59,198,249
Temporarily Restricted	\$1,102,307	\$1,094,858	\$565,863
Permanently Restricted	<u>\$50,275</u>	<u>\$50,406</u>	<u>\$50,431</u>
	\$81,786,938	\$81,792,994	\$59,814,543




Measure Z Balance @ 10/31/2015

Operating	\$5,989,862	
Capital Funds	<u>\$14,487,706</u>	
	\$20,477,568	

November 2015

MTD Attendance			
	2015	2014	Increase/ Decrease
Attendance	86,562	40,565	113%
Paid	46,525	20,787	124%
Members	27,340	11,284	142%
Group	5,833	2,216	163%
Other	6,864	6,278	9%
Giraffe Feeding	6,098	5,442	12%
Capture Rate	7%	13%	-47%
Stingray Bay	15,138	10,792	40%
Capture Rate	17%	27%	-34%
Combo Tickets	0	1,577	-100%
MTD Revenue			
	2015	2014	Increase/ Decrease
Admissions (inc. def. rev)	\$257,554	\$116,176	122%
Per Cap	\$2.98	\$2.86	4%
Giraffe Feeding	\$12,653	\$11,897	6%
Per Cap	\$0.15	\$0.29	-50%
Stingray Bay	\$18,449	\$13,306	39%
Per Cap	\$0.21	\$0.33	-35%
Membership	\$98,874	\$28,808	243%
MTD Revenue			
	2015	2014	Increase/ Decrease
Contracted Services	\$50,829	\$10,081	404%
Concessions	\$0.59	\$0.25	136%
Per Cap	\$32,790	\$13,137	150%
Gift Shop	\$0.38	\$0.32	17%

Key:

 Equal to or ahead of 2014
 2% or less behind 2014
 More than 2% behind 2014

YTD Attendance			
	2015	2014	Increase/ Decrease
Attendance	754,448	657,964	15%
Paid	407,756	361,562	13%
Members	184,146	149,695	23%
Group	77,903	73,584	6%
Other	84,643	73,123	16%
Giraffe Feeding	96,442	83,632	15%
Capture Rate	13%	13%	1%
Stingray Bay	231,073	209,029	11%
Capture Rate	31%	32%	-4%
Combo Tickets	35,417	23,893	48%
YTD Revenue			
	2015	2014	Increase/ Decrease
Admissions	\$2,325,872	\$2,120,466	10%
Per Cap	\$3.08	\$3.22	-4%
Giraffe Feeding	\$190,712	\$179,051	7%
Per Cap	\$0.25	\$0.27	-7%
Stingray Bay	\$298,125	\$278,911	7%
Per Cap	\$0.40	\$0.42	-7%
Membership	\$852,301	\$725,687	17%
YTD Revenue			
	2015	2014	Increase/ Decrease
Contracted Services	\$386,894	\$276,511	40%
Concessions	\$0.51	\$0.42	22%
Per Cap	\$408,911	\$338,408	21%
Gift Shop	\$0.54	\$0.51	5%

2014 Unaudited
703,325
371,843
155,659
74,159
101,664
86,107
12%
212,857
30%
24,826
\$2,176,323
\$3.09
\$185,653
\$0.26
\$284,447
\$0.40
\$830,803
\$288,513
\$0.41
\$357,104
\$0.51

Fresno's Chaffee Zoo Corporation
Balance Sheet
November 2015

	FY15 @ 11/30/15	FY15 @ 10/31/15	2014 Audited
ASSETS			
Cash	\$657,971	\$847,420	\$303,917
Short Term Investments	\$0	\$0	\$52,125
Long Term Investments	\$9,624,224	\$9,632,778	\$9,372,794
Accounts Receivable	\$2,193,261	\$3,807,534	\$7,259,190
Prepaid Expenses	\$93,244	\$98,698	\$123,746
Inventory	\$0	\$0	\$0
Building, Equipment, Vehicle and Furniture (net)	\$3,103,205	\$3,050,761	\$2,869,788
Exhibits	\$11,279,256	\$11,279,256	\$11,254,454
Construction in Progress	\$57,112,689	\$56,302,047	\$35,212,433
TOTAL ASSETS	\$84,063,849	\$85,018,494	\$66,448,448
LIABILITIES AND NET ASSETS			
Liabilities			
Accounts Payable/Accrued Liabilities	\$1,016,327	\$1,717,185	\$6,385,820
Line of Credit	\$1,260,584	\$1,508,315	\$248,085
Total Liabilities	\$2,276,911	\$3,225,500	\$6,633,905
Net Assets			
Fund Balance-Unrestricted	\$80,634,356	\$80,647,730	\$59,198,249
Fund Balance-Temporarily Restricted	\$1,102,307	\$1,094,858	\$565,863
Fund Balance-Permanently Restricted	\$50,275	\$50,406	\$50,431
Total Net Assets	\$81,786,938	\$81,792,994	\$59,814,543
TOTAL LIABILITIES AND NET ASSETS	\$84,063,849	\$85,018,494	\$66,448,448

Fresno's Chaffee Zoo Corporation

Income Statement

@ November 30, 2015

	Current Month			Year-to-Date			FY14 Unaudited	
	FY15 Budget	Month-to-Date Budget @ 11/30/15	Actual @ 11/30/15	Variance	Year-to-Date Budget @ 11/30/15	Actual @ 11/30/15		Variance
REVENUE								
Self-Generated Revenue								
Admissions	\$2,261,000	\$159,583	\$257,554	61.4%	\$2,105,167	\$2,325,872	10.5%	\$2,120,466
Adopt an Animal	\$40,000	\$4,000	\$2,550	(36.3)%	\$34,000	\$28,335	(16.7)%	\$30,957
Board Designated for Endow	\$50,000	\$0	\$30	0.0%	\$37,500	\$11,909	(68.2)%	\$211,539
Education	\$288,600	\$12,325	\$24,087	95.4%	\$282,275	\$317,740	12.6%	\$289,604
Food Services	\$319,000	\$27,000	\$50,829	88.3%	\$293,000	\$386,894	32.0%	\$276,511
Gift Shop	\$371,000	\$18,500	\$32,790	77.2%	\$348,500	\$408,911	17.3%	\$338,408
Giraffe Feeding	\$196,000	\$11,000	\$12,653	15.0%	\$188,000	\$190,712	1.4%	\$179,051
Grants/Fundraising	\$1,108,500	\$5,875	\$41,299	603.0%	\$902,625	\$608,670	(32.6)%	\$214,717
Group Event/Facility Rental	\$250,000	\$11,000	\$39,828	262.1%	\$240,000	\$351,301	46.4%	\$201,209
Interest Income	\$286,000	\$15,083	\$11,179	(25.9)%	\$210,417	\$120,768	(42.6)%	\$173,515
Investment Income	\$0	\$0	(\$15,616)	0.0%	\$0	(\$44,612)	0.0%	\$275,275
Membership	\$820,000	\$42,000	\$98,874	135.4%	\$716,000	\$852,301	19.0%	\$725,687
Special Events	\$630,000	\$52,917	\$8,470	(84.0)%	\$518,583	\$509,865	(1.7)%	\$402,470
Stingray Exhibit	\$287,000	\$12,950	\$18,449	42.5%	\$281,200	\$298,125	6.0%	\$278,911
Other	\$54,500	\$3,750	\$4,916	31.1%	\$49,500	\$52,091	5.2%	\$48,124
Total Self-Generated Revenue		\$6,961,600	\$587,894	56.4%	\$6,206,767	\$6,418,881	3.4%	\$5,766,444
City of Fresno	\$0	\$0	\$0	0.0%	\$0	\$0	0.0%	\$0
Measure Z-Capital Funds	\$23,250	\$1,938	\$30	(98.5)%	\$21,313	\$20,831,870	97,644.8%	\$25,960,289
Measure Z Operating Funds	\$4,500,120	\$351,150	\$403,082	14.8%	\$4,036,288	\$3,937,840	(2.4)%	\$3,207,820
TOTAL REVENUE		\$11,484,970	\$991,006	35.9%	\$10,264,368	\$31,188,591	203.9%	\$34,934,552
								\$41,786,451

Year-to-Date (including deferred revenue)

	Deferred revenue @ 11/30/15	Actual revenue @ 11/30/15	Variance
Admissions:	\$ 22,169	YTD Revenue: \$ 2,348,041	11.5%
Education:	\$ 6,480	YTD Revenue: \$ 324,220	14.9%
Special Events:	\$ 6,609	YTD Revenue \$ 516,474	0.4%

Fresno's Chaffee Zoo Corporation

Income Statement

@ November 30, 2015

	Current Month		Year-to-Date		Variance	Actual @ 11/30/14	FY14 Unaudited
	FY15 Budget	Month-to-Date Budget @ 11/30/15	Actual @ 11/30/15	Year-to-Date Budget @ 11/30/15			
EXPENSES							
OPERATING EXPENSES							
Personnel Expenses							
Administration	\$727,278	\$55,736	\$52,126	\$654,806	(6.5)%	\$603,007	\$686,628
Animal	\$2,256,665	\$196,442	\$201,021	\$2,034,288	2.3%	\$1,616,696	\$1,819,693
Education	\$788,645	\$68,873	\$60,891	\$716,455	(11.6)%	\$548,499	\$624,496
Maintenance/Horticulture	\$667,149	\$58,891	\$54,359	\$604,741	(7.7)%	\$445,602	\$512,239
Mem/Dev/Marketing	\$623,994	\$48,569	\$49,936	\$564,232	2.8%	\$418,598	\$488,570
Veterinary	\$271,093	\$22,134	\$25,962	\$238,466	17.3%	\$187,895	\$207,620
Visitor Services	\$690,153	\$57,145	\$56,524	\$629,609	(1.1)%	\$558,843	\$633,027
Total Personnel Expenses	\$6,024,977	\$507,789	\$500,818	\$5,442,598	(1.4)%	\$4,379,140	\$4,972,273
Other Expenses							
Advertising	\$315,300	\$30,567	\$40,028	\$288,733	31.0%	\$241,087	\$321,971
Animal Services	\$361,500	\$30,125	\$26,227	\$331,375	(12.9)%	\$287,618	\$332,912
Computer/Software	\$53,750	\$2,068	\$2,728	\$51,682	31.9%	\$40,467	\$46,800
Conservation	\$70,000	\$17,000	\$0	\$70,000	(100.0)%	\$71,503	\$80,053
Contracted Services	\$528,400	\$46,650	\$72,153	\$480,250	54.7%	\$441,303	\$502,215
Depreciation Expense	\$346,380	\$30,436	\$27,400	\$315,944	(10.0)%	\$273,332	\$893,313
Ducs	\$39,105	\$1,142	\$175	\$38,180	(84.7)%	\$35,743	\$35,840
Equipment	\$179,350	\$12,854	\$34,836	\$161,496	171.0%	\$134,161	\$174,966
Fleet	\$33,220	\$2,352	\$1,081	\$31,868	(54.0)%	\$17,451	\$20,012
Food/Catering	\$134,000	\$3,825	\$13,675	\$130,175	257.5%	\$114,996	\$128,759
Insurance	\$155,000	\$0	\$34,028	\$155,000	0.0%	\$150,755	\$150,755
Miscellaneous Business	\$89,668	\$7,281	\$10,964	\$87,387	50.6%	\$52,265	\$56,086
Office Supplies	\$26,150	\$2,188	\$3,875	\$24,112	77.1%	\$19,223	\$22,767
Postage	\$61,160	\$3,532	\$803	\$57,278	(77.3)%	\$45,385	\$50,357
Printing	\$137,100	\$15,475	\$24,056	\$135,375	55.4%	\$120,707	\$126,859
Professional Services	\$191,000	\$14,670	\$8,586	\$177,820	(41.5)%	\$253,013	\$302,470
Repairs and Replacements	\$255,900	\$11,949	\$25,665	\$245,617	114.8%	\$207,474	\$244,185
Service/Bank/Credit Card Fees	\$127,230	\$16,332	\$19,040	\$119,898	16.6%	\$119,256	\$124,799

Fresno's Chaffee Zoo Corporation

Income Statement

@ November 30, 2015

	Current Month			Year-to-Date			FY14 Unaudited
	FY15 Budget	Month-to-Date Budget @ 11/30/15	Actual @ 11/30/15	Variance	Year-to-Date Budget @ 11/30/15	Actual @ 11/30/15	
Signage	\$21,050	\$1,754	\$990	(43.5)%	\$19,296	\$13,076	\$12,365
Specialized Services	\$30,500	\$2,417	\$6,631	174.4%	\$28,083	\$28,319	\$20,860
Staff Development	\$90,550	\$5,196	\$2,350	(54.8)%	\$81,854	\$56,717	\$61,645
Supplies	\$421,070	\$47,631	\$73,650	54.6%	\$386,539	\$397,095	\$289,331
Telephone	\$40,500	\$3,375	\$2,153	(36.2)%	\$37,125	\$35,228	\$34,324
Uniforms	\$34,900	\$1,658	\$8,271	398.8%	\$33,242	\$36,014	\$28,085
Utilities	\$560,000	\$63,000	\$55,602	(11.7)%	\$497,000	\$420,701	\$393,293
Other	\$26,075	\$792	\$353	(55.4)%	\$24,783	\$26,545	\$19,828
Total Other Expenses	\$4,328,858	\$374,268	\$495,320	32.3%	\$4,010,113	\$4,014,070	\$3,485,467
TOTAL OPERATING EXPENSES	\$10,353,835	\$882,057	\$996,138	12.9%	\$9,452,710	\$9,204,574	\$7,864,607
Expansion/Nonoperating Exp.							
Expansion/Nonoperating Exp. \$100,000		\$8,333	\$924	(88.9)%	\$91,667	\$11,622	\$101,082
Total Expansion/Nonoperating Exp. \$100,000		\$8,333	\$924	(88.9)%	\$91,667	\$11,622	\$101,082
TOTAL EXPENSES	\$10,453,835	\$890,391	\$997,062	12.0%	\$9,544,377	\$9,216,196	\$7,965,689
BEGINNING FUND BALANCE	\$59,814,543	\$81,792,994	\$81,792,994	0.0%	\$59,814,543	\$59,814,543	\$27,737,148
NET SURPLUS/(DEFICIT)	\$1,031,135	(\$161,320)	(\$6,056)	(96.2)%	\$719,991	\$21,972,395	\$26,968,864
ENDING FUND BALANCE	\$60,845,678	\$81,631,674	\$81,786,938	0.2%	\$60,534,534	\$81,786,938	\$54,706,012
							\$59,814,543

Measure Z Revenue Summary of Tax Proceeds

	2006-2007	2007-2008	2008-2009	2009-2010	2010-2011	2011-2012	2012-2013	2013-2014	2014-2015	2015-2016
	Actual	Actual	Actual	Actual	Actual	Actual	Actual	Actual	Actual	Actual
July	\$671,500	\$819,900	\$813,500	\$671,700	\$659,300	\$719,800	\$826,000	\$903,500	\$864,900	\$900,800
August	895,400	1,093,200	1,084,700	885,300	857,600	921,200	1,033,100	\$1,106,000	\$1,149,600	\$1,201,100
September	1,453,498	1,060,279	930,087	810,940	895,691	1,057,603	1,028,369	\$1,097,605	\$1,199,226	\$1,408,037
October	679,300	853,500	792,200	678,000	677,000	694,100	850,500	\$857,400	\$879,100	\$911,400
November	1,471,000	1,138,000	1,056,300	743,300	879,500	878,500	1,056,800	\$1,143,200	\$1,172,100	
December	1,047,118	827,112	872,815	971,061	932,350	1,240,028	1,083,021	\$1,076,977	\$1,147,219	
January	813,700	831,200	766,900	719,900	710,700	770,100	799,900	\$836,700	\$884,100	
February	1,081,800	1,108,200	841,000	944,000	919,900	978,600	1,086,700	\$1,101,200	\$1,178,800	
March	905,577	762,907	959,801	628,563	821,858	1,006,649	1,021,734	\$1,113,584	\$1,087,121	
April	748,000	699,000	652,000	594,300	618,400	716,100	846,500	\$788,000	\$804,100	
May	997,300	932,000	860,800	847,200	876,500	897,100	1,493,700	\$1,050,600	\$1,072,100	
June	900,178	1,026,580	730,781	821,511	963,040	1,191,689	1,015,391	\$1,139,360	\$1,231,366	
Total	<u>\$11,664,370</u>	<u>\$11,151,879</u>	<u>\$10,360,883</u>	<u>\$9,315,775</u>	<u>\$9,811,839</u>	<u>\$11,071,469</u>	<u>\$12,141,715</u>	<u>\$12,214,126</u>	<u>\$12,669,732</u>	<u>\$4,421,337</u>

Total received from inception \$116,487,731

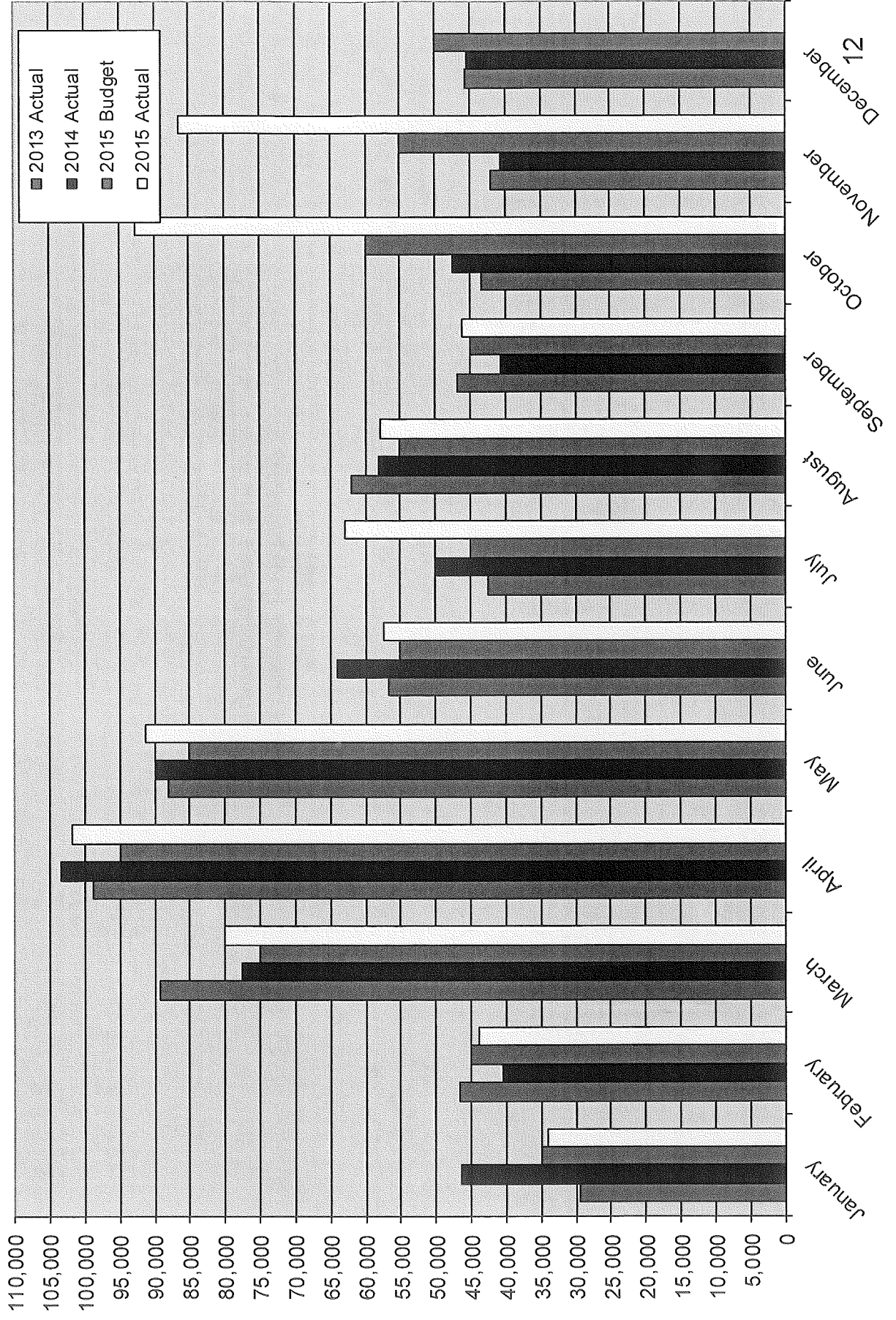
Fresno Chaffee Zoo
2015 Measure Z Operating Summary
as of November 30, 2015

	2015 Measure Z <u>Operating Request</u>	<u>YTD Actual</u>
<u>Revenue:</u>		
Measure Z - Operating Funds	\$4,500,120	\$3,937,840
<u>Expenses:</u>		
Animal Department	\$2,256,665	\$1,978,169
Maintenance Department	\$667,149	\$494,714
Veterinary Services Department	\$271,093	\$238,039
Visitor Services Department	\$690,153	\$583,411
Animal Food	\$300,000	\$285,331
Utilities	\$314,940	\$358,086
Service Charges	<u>\$120</u>	<u>\$90</u>
	\$4,500,120	\$3,937,840

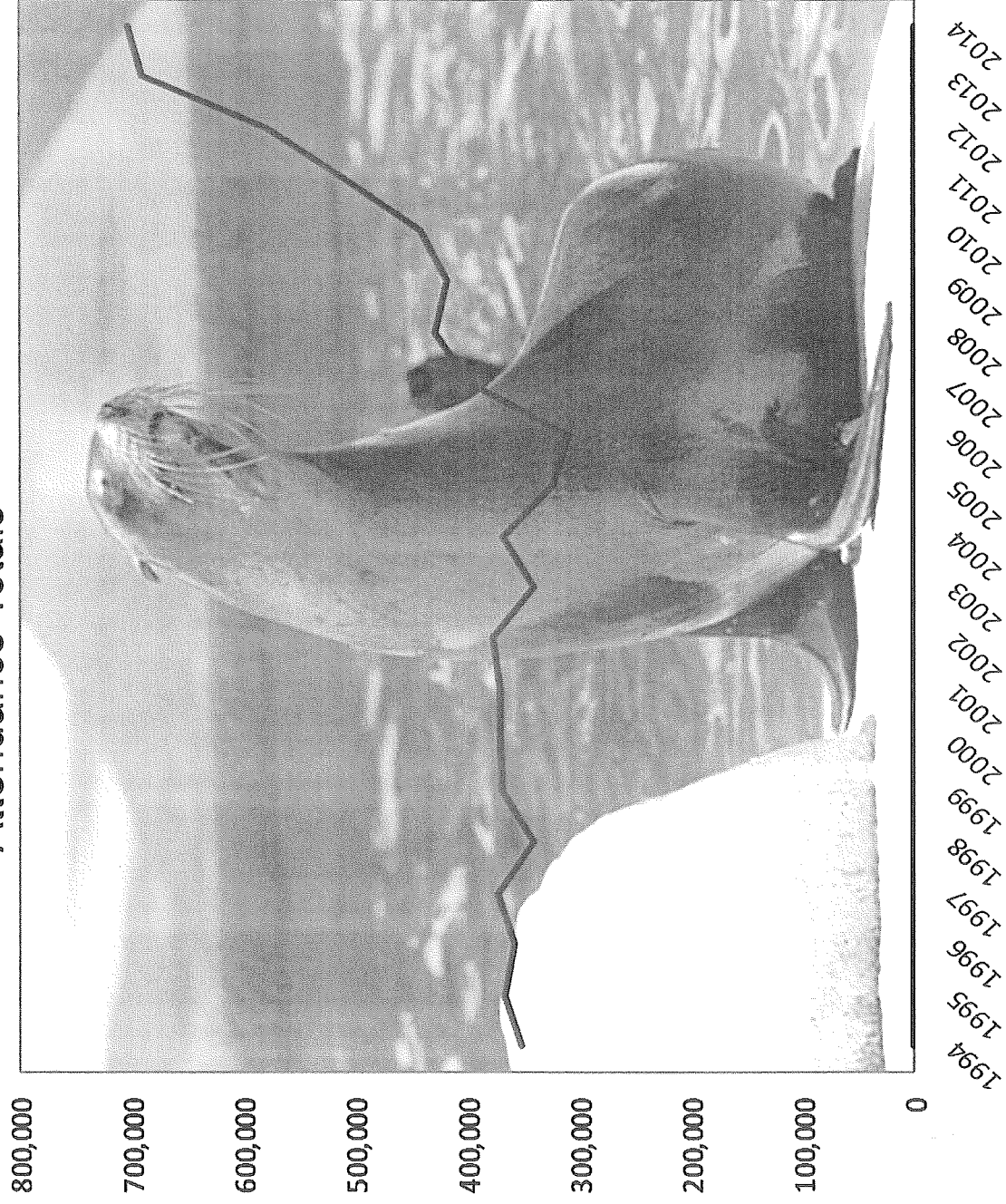
Accounts Receivable as of November 30, 2015

• Fresno County Zoo Authority	\$ 2,231,966
• Sponsorships/Donations	\$ 93,305
• 3 rd party concessionaire	\$ 83,725
• City of Fresno	\$ 47,990

Fresno Chaffee Zoo Attendance Comparison 2013 - 2015



Fresno Chaffee Zoo Attendance Totals



1994	351,373
1995	367,014
1996	359,444
1997	373,501
1998	341,498
1999	368,556
2000	371,911
2001	371,967
2002	377,174
2003	341,559
2004	368,782
2005	325,224
2006	311,247
2007	398,820
2008	429,272
2009	418,285
2010	443,251
2011	511,788
2012	580,226
2013	691,320
2014	703,325



DATE: February 24, 2016

TO: Fresno County Zoo Authority Board

FROM: Brian Goldman, Chief Financial Officer
Fresno's Chaffee Zoo Corporation

SUBJECT: 2016 Measure Z Operating and Capital Requests

RECOMMENDED ACTION:

- a. Approve Fresno's Chaffee Zoo Corporation fiscal year 2016 Measure Z Operating funds totaling \$4,250,120 for reimbursement of Animal, and Veterinary salary and benefits, Animal Food, Utilities, and bank fees to wire reimbursement funds to the Zoo.
- b. Approve Fresno's Chaffee Zoo Corporation fiscal year 2016 Measure Z Capital funds totaling \$20,200 for Animal Acquisition and Transportation, and bank fees for reimbursement of capital claims.

DISCUSSION:

Operating Budget

The 2016 budget was developed by the management team of the Fresno Chaffee Zoo. The 2016 Measure Z Operating request is \$4,250,120 and all line items are in the Zoo's operating budget. 2016 Measure Z projected operating revenue of \$4,238,204 based on actual receipts from April – September 2015 and projected receipts for October 2015 – March 2016. Earned interest is not included in this projection. There is an operating fund surplus of approximately \$5.9 million as of August 31, 2015.

Capital Funds

At this time, the Zoo is requesting capital funds for only the purchase and transportation of animals, and service fees to wire funds to the Zoo for capital claims. Other Capital requests will be brought to the Zoo Authority Board throughout the year. This request has been made in prior years and will only be used for 2016 expenses.


The Fresno's Chaffee Zoo Corporation Board of Directors approved the 2016 budget on November 4, 2014. (Attachment A).

BOARD ACTION: DATE _____ APPROVED AS RECOMMENDED _____ OTHER _____

MOTION _____ SECOND _____ UNANIMOUS _____
HERZOG _____ LYLES _____ ROMAN _____ STRATFORD _____ SWEARENGIN _____ TOSTE _____ WATERHOUSE _____



FY16 Budget Request
Fresno County Zoo Authority
February 24, 2016

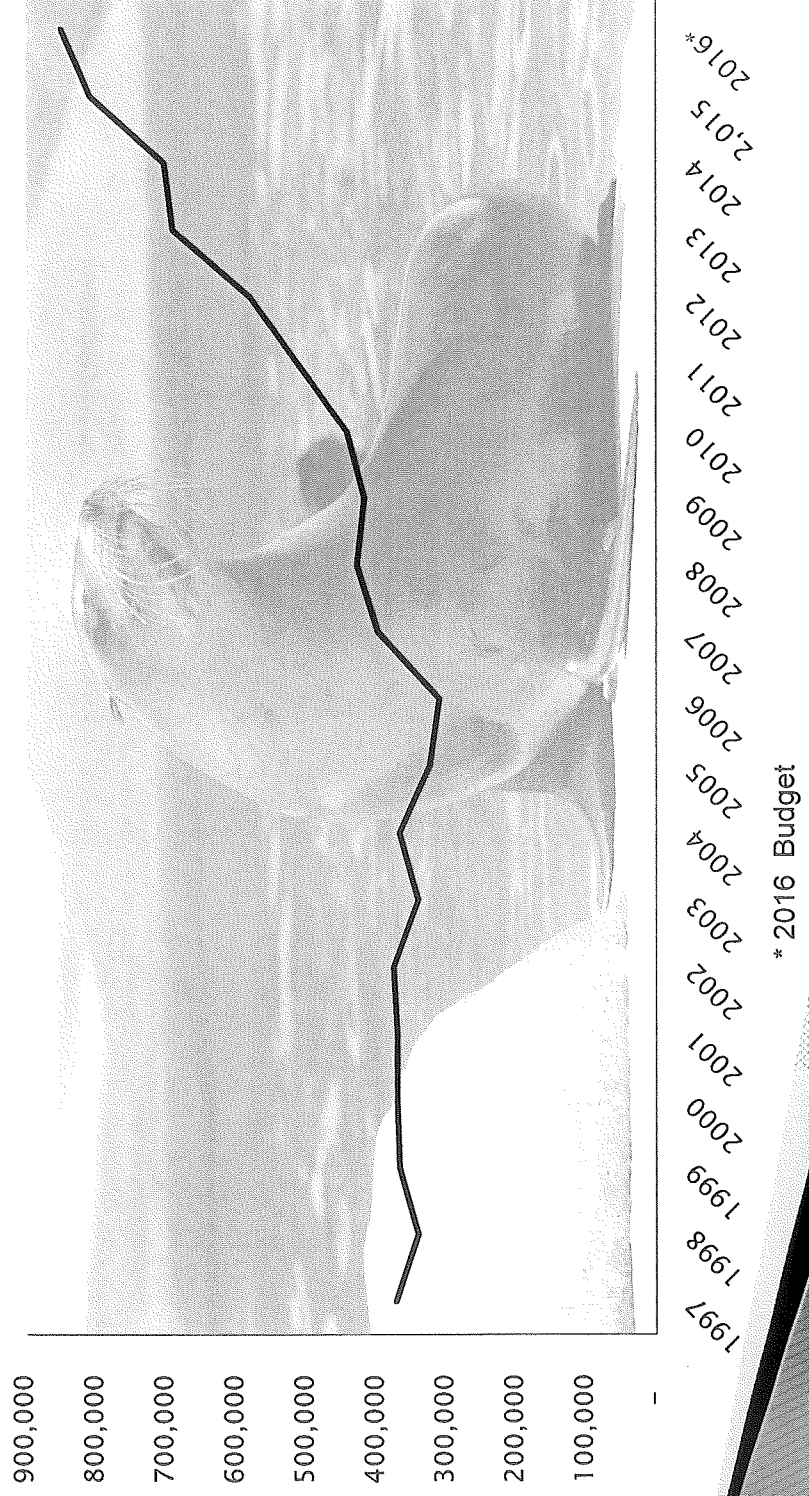


Highlights for 2015

- ▶ African Adventure opened October 15, 2015 to the general public.
- ▶ October – December 2015 attendance was 233,620 compared to 133,431 for October – December 2014, an increase of 75%.
- ▶ 2015 attendance was 808,914 compared to 703,325 for 2014, an increase of 15%.
- ▶ Implemented new point-of-sale system allowing for online sales of admissions, education classes, and special events. Also captures member visitation, utilizes a virtual membership card, and barcodes tickets purchased online allowing for faster entry at the front gate.

Attendance

- ▶ 2016 budgeted attendance of 850,000
- ▶ 2015 budget of 700,000 visitors
- ▶ Historical attendance figures:
 - 2015 – 808,914 + 15%
 - 2014 – 703,325 + 2%
 - 2013 – 691,320 + 18%
 - 2012 – 585,226 + 14%



2016 Budget Assumptions

- ▶ 2016 projected attendance of 850,000.
- ▶ African Adventure adds 13 acres increasing the zoo by 72%. The entire expansion area adds 21 acres for a total of 39 acres.
- ▶ 2016 will add 15 full time staff. Including proposed positions, there will be a total of 131 full time positions and 87 part time positions in 2016.
- ▶ Substantial increase to operating expenses related to African Adventure.
- ▶ Admission prices increase with adults going from \$7 to \$10 and seniors and children going from \$3.50 to \$5.50. Family memberships increase to \$75 with a \$10 discount for Fresno County residents.
- ▶ Giraffe feeding, Stingray Bay and school group pricing remain the same.
- ▶ Newly created Deputy Director position for 2016.

Fresno's Chaffee Zoo Corporation
Income Statement
2016 Budget

REVENUE	FY16 Budget	FY15 Budget	FY15 Actual @ 12/30/15	FY14 Audited
Self-Generated Revenue				
Admissions	\$3,854,100	\$2,261,000	\$2,433,628	\$2,176,323
Adopt an Animal	\$40,000	\$40,000	\$32,690	\$38,377
Board Designated for Endow	\$50,000	\$50,000	\$12,829	\$215,863
Education	\$394,600	\$288,600	\$348,164	\$308,287
Food Services	\$450,500	\$319,000	\$410,571	\$288,513
Gift Shop	\$450,500	\$371,000	\$440,843	\$357,104
Giraffe Feeding	\$263,000	\$196,000	\$204,558	\$185,653
Grants/Fundraising	\$227,500	\$1,108,500	\$683,475	\$388,661
Group Event/Facility Rental	\$327,000	\$250,000	\$374,585	\$233,267
Interest Income	\$352,500	\$286,000	\$234,614	\$418,991
Investment Income	\$0	\$0	\$138,683	(\$61,179)
Memberships	\$1,100,000	\$820,000	\$986,884	\$830,803
Special Events	\$736,000	\$630,000	\$625,955	\$575,942
Stingray Exhibit	\$357,000	\$287,000	\$304,133	\$284,447
Other	\$66,500	\$54,500	\$55,026	\$59,656
Total Self-Generated Revenue	\$8,669,200	\$6,961,600	\$7,286,639	\$6,300,708
Measure Z-Capital Funds	\$20,200	\$23,250	\$21,247,629	\$31,938,372
Measure Z Operating Funds	\$4,250,120	\$4,500,120	\$4,287,523	\$3,547,371
TOTAL REVENUE	\$12,939,520	\$11,484,970	\$32,821,792	\$41,786,451

Fresno's Chaffee Zoo Corporation
Income Statement
2016 Budget

EXPENSES	FY16 Budget	FY15 Budget	FY15 Actual @ 12/30/15	FY14 Audited
OPERATING EXPENSES				
Personnel Expenses				
Administration	\$824,768	\$727,278	\$701,632	\$686,628
Animal	\$3,185,826	\$2,256,665	\$2,207,644	\$1,819,693
Education	\$835,606	\$788,645	\$770,220	\$624,496
Maintenance/Horticulture	\$941,729	\$667,149	\$566,093	\$512,239
Mem/Dev/Marketing	\$679,859	\$623,994	\$574,591	\$488,570
Operations	\$212,341	\$0	\$0	\$0
Veterinary	\$353,984	\$271,093	\$271,945	\$207,620
Visitor Services	\$773,667	\$690,153	\$655,665	\$633,027
Total Personnel Expenses	\$7,807,780	\$6,024,977	\$5,747,789	\$4,972,273
Other Expenses				
Advertising	\$364,100	\$315,300	\$260,242	\$321,971
Animal Services	\$410,175	\$361,500	\$583,985	\$332,912
Computer/Software	\$60,685	\$53,750	\$39,149	\$46,800
Conservation	\$125,000	\$70,000	\$83,410	\$80,053
Contracted Services	\$528,650	\$528,400	\$497,415	\$502,215
Depreciation Expense	\$396,546	\$346,380	\$325,728	\$893,313
Dues	\$42,800	\$39,105	\$45,354	\$35,840
Equipment	\$207,529	\$179,350	\$203,843	\$174,966
Fleet	\$49,579	\$33,220	\$37,678	\$20,012
Food/Catering	\$193,050	\$134,000	\$213,102	\$128,759
Insurance	\$170,000	\$155,000	\$162,892	\$150,755
Miscellaneous Business	\$56,425	\$89,668	\$50,282	\$56,086
Office Supplies	\$27,270	\$26,150	\$29,801	\$22,767
Postage	\$65,946	\$61,160	\$55,849	\$50,357
Printing	\$155,340	\$137,100	\$181,013	\$126,859
Professional Services	\$225,500	\$191,000	\$211,961	\$302,470
Repairs and Replacements	\$372,400	\$255,900	\$341,022	\$244,185

Fresno's Chaffee Zoo Corporation
Income Statement
2016 Budget

	FY16 Budget	FY15 Budget	FY15 Actual @ 12/30/15	FY14 Audited
Service/Bank/Credit Card Fees	\$146,820	\$127,230	\$138,841	\$124,799
Signage	\$16,500	\$21,050	\$14,952	\$14,045
Specialized Services	\$27,500	\$30,500	\$32,183	\$23,606
Staff Development	\$110,587	\$90,550	\$66,095	\$73,412
Supplies	\$416,725	\$421,070	\$480,956	\$359,858
Telephone	\$44,550	\$40,500	\$48,079	\$40,042
Uniforms	\$40,230	\$34,900	\$42,089	\$31,185
Utilities	\$695,000	\$560,000	\$489,271	\$452,793
Other	\$27,125	\$26,075	\$27,725	\$20,544
Total Other Expenses	\$4,976,032	\$4,328,858	\$4,662,919	\$4,630,603
TOTAL OPERATING EXPENSES	\$12,783,812	\$10,353,835	\$10,410,708	\$9,602,876
Expansion/Nonoperating Exp.				
Expansion/Nonoperating Exp.	\$0	\$100,000	\$7,683	\$106,180
Total Expansion/Nonoperating Exp.	\$0	\$100,000	\$7,683	\$106,180
TOTAL EXPENSES	\$12,783,812	\$10,453,835	\$10,418,392	\$9,709,056
BEGINNING FUND BALANCE	\$82,214,259	\$59,810,858	\$59,810,858	\$27,733,463
NET SURPLUS/(DEFICIT)	\$155,708	\$1,031,135	\$22,403,400	\$32,077,395
ENDING FUND BALANCE	\$82,369,967	\$60,841,993	\$82,214,259	\$59,810,858

Notes:

Beginning fund balance made up of cash, investments, accounts receivable, and other assets less accounts payable, line of credit, and accrued liabilities.

2015 operating surplus projection of approximately \$900,000 (excludes unrealized gain on investments, capital fundraising and related expenditures, depreciation, and Measure Z capital reimbursements for capital projects.

2016 Budget Revenue Increase Support

- ▶ Admissions, concessions, giraffe feeding, retail and Stingray Bay per caps all increase with the opening of African Adventure.
- ▶ Education: increase in Adventure camp revenue, Zoomobile presentations, behind-the-scenes, and lab programs.
- ▶ Group events/facility rental: revenue increase of \$77k over 2015 budget and \$21k over 2015 year end projection.
- ▶ Membership prices increase with admission prices going up. The opening of African Adventure will result in an increase in household members. Fresno County residents will receive \$10 off a family membership.
- ▶ Special Events revenue increase of \$107k. Zoo Lights (\$55k), Zoo Boo (\$25k), Safari Night (\$13k), and Frogs and Fairytales (\$5k) all increase over 2015.
 - 2015 Zoo Lights budget of \$160k was approved prior to the 2014 event which brought in \$191k. 2016 budget is \$218k.

2016 Budget Expense Increase Support

- ▶ Advertising: increase of \$49k.
- ▶ Animal Services: increase of \$49k includes animal feed increase of \$60k and animal shipping decrease of \$15k.
- ▶ Conservation: increase of \$55k. AZA set a goal for zoos and aquariums to contribute 3% of their operating budget to conservation projects, and the Fresno Chaffee Zoo is committed to reach that goal by 2023.
- ▶ Depreciation: increase of \$50k. Does not include depreciation of major exhibits (Sea Lion Cove, Africa) and infrastructure improvements. Those are done at year end so not to show multimillion dollar deficits.
- ▶ Food/Catering: increase of \$49k. Group event/facility rental revenue increase of \$77k.
- ▶ Repair and Replacement: increase of \$117k include general repair and replacement (\$54K), exhibit renovations and maintenance (\$35k), construction (\$19k), and building supplies and materials (\$10k).
- ▶ Utilities: increase of \$245k which is a 50% increase over the 2015 projected year end total.

Expenses

Personnel

- ▶ 2016 Salaries and Benefits: 61% of total operating expenses are salary and benefits (industry benchmark of 58% – 63%). 2015 budget was 58% and projected year-end is 57%.
- ▶ 2016 benefits (insurance, retirement, payroll taxes and workers' compensation) is 32% of total salaries. 2015 budget was 32% and projected year-end is 28%. Received onetime workers' compensation rebate of \$92,346 in 2015.
- ▶ 2016: Health insurance premium increase originally quoted at 13.9%. Insurance brokers went to market for competitive pricing. Blue Shield came back with a revised increase of 8.5% which we accepted.
- ▶ Other benefits: Excluding health insurance, benefit premiums increased slightly over 2015 rates and have very little impact on the budget.
- ▶ Includes minimum wage increase of \$1 /hour.

Staffing Changes

Deputy Director – Board has asked staff to come up with a succession plan which includes a Deputy Director position.

Assistant Curator of Birds – This position will allow a more focused oversight of our growing bird collections. It also allows for a reorganization of animal care management while adding the Valley Farms and Program Animals back to the animal department.

Zookeeper– Elephants – This position allows for the appropriate coverage for our Asian Elephants.

Veterinarian – This position allows for more coverage for our hospital staff with our growing collection due to African Adventure.

Custodial (2) – An additional 2 custodians will provide the appropriate coverage to make sure pathways are clean and neat, bathrooms are attended to and trash is dumped.

Horticulture – As the landscape in Africa matures it will require more resources. Also allows for appropriate coverage as the staff acquire more time off.

Facilities Lead – This position will provide better communication, provide additional support for staff when the facilities manager is busy or off, and to provide consistency in organizational structure.

Staffing Changes

Interpretive Guide – The Interpretive Guide will provide an additional resource in the zoo to answer questions while monitoring an exhibit to insure the safety of our guests. This position is similar to the interpretive guides currently staffed at Stingray Bay, Tropical Treasures and giraffe feeding.

Pathway Interpretive Guides (2) – The pathway interpretive guides will be responsible for educating and interacting with guests on the pathways in African Adventure. Pathway Interpretive Guides will be required to be Certified Interpretive Guides and demonstrate their talents daily while monitoring the pathways to insure the safety of our guests.

Educator – As education programs grow, we are in need of an additional instructor to provide programs as well as assist with Behind the Scenes experiences.

HR Generalist – This position will allow the HR department to keep up with required policies, trainings, staff engagement, investigations and development. The HR generalist will also work with our Safety and Security Manager to understand safety at the zoo and maintain all documents.

Administrative Coordinator – This position will act as a utility for all administrative functions for all departments. Work will include operational projects, animal care projects, education projects, administrative projects, and act as a lead for the administrative staff.

Controller – The controller will oversee day-to-day accounting, assist in developing the annual budget, oversee the general ledger, assist with financial reporting, and help with the annual audit.

2015 Measure Z Request

▶ 2016 Measure Z Operating Support Request: (2015 request was \$4,500,120)

• Personnel Expenses:	
Animal	\$3,036,016
Veterinary Services	\$ 353,984
Operating Expenses:	
Animal Food	\$ 360,000
Utilities	\$ 500,000
• Bank Fees	\$ 120
Total 2016 Operating Request	\$4,250,120

▶ Measure Z Capital Support:

Animal Acquisition/Transportation	\$ 20,000
Bank Fees	\$ 200
Total 2016 Capital Request	\$ 20,200

▶ Projected 2016 Measure Z Funding (excluding interest):

	2016 FCZ
Capital	Projected Revenue
Operating	\$ 8,476,533
Administration	\$ 4,238,204
2016 Projected Proceeds	\$ 259,484
	\$12,794,221

Measure Z continued

- 2016 Measure Z Operating Support Request:

2016 request:	\$ 4,250,120	Percent of 2016 operating budget: 33%
2015 request:	<u>\$ 4,500,120</u>	
Increase/(Decrease):	(\$250,000)	

- 2015 Projected Measure Z Operating:

Projected receipts to be collected –	\$4,063,846
Projected total claims –	\$4,416,460
Projected funds available –	(\$352,614)

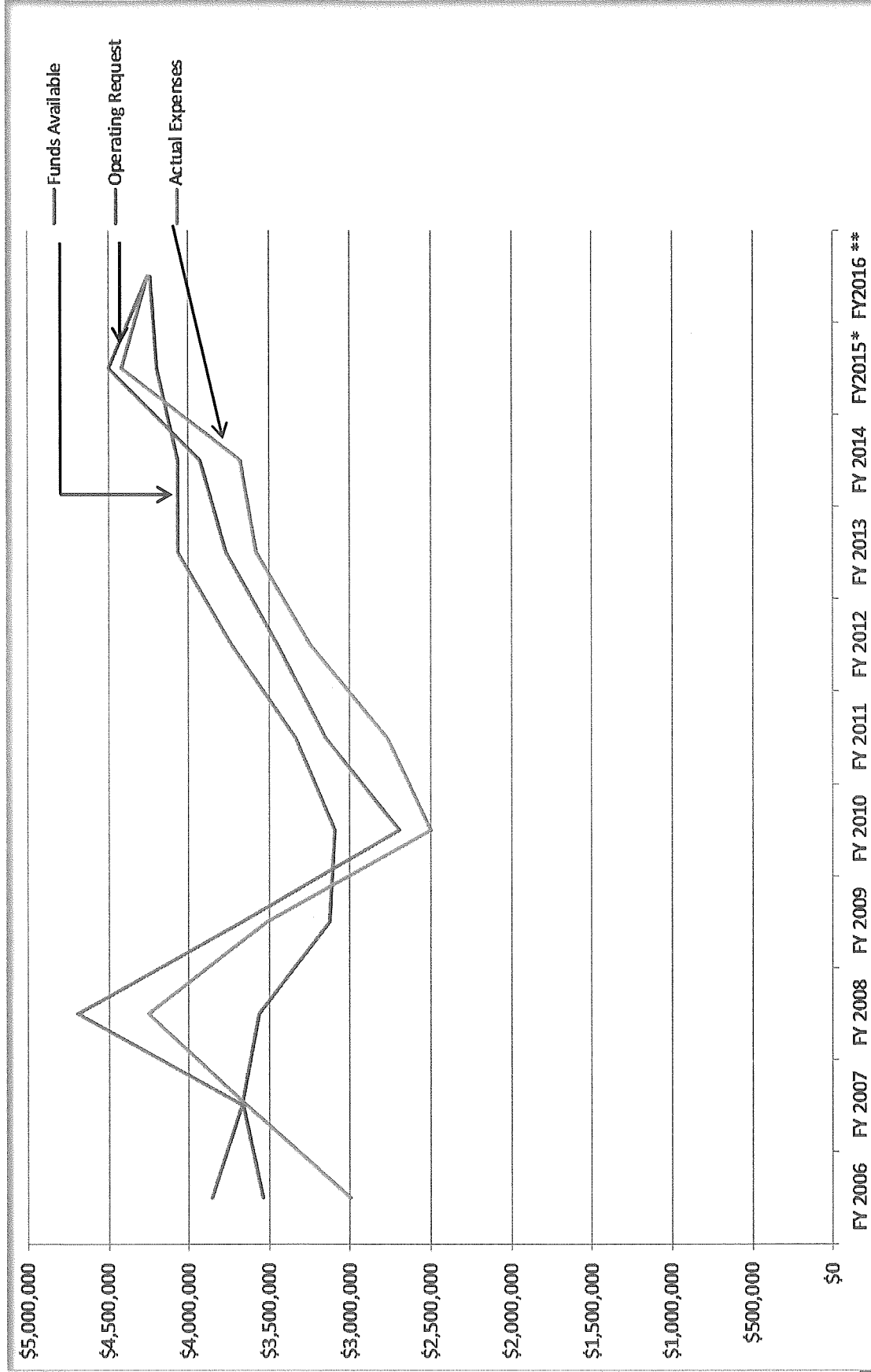
- 2014 Measure Z Operating recap:

Receipts collected –	\$4,063,849
Total claims –	\$3,547,371
2014 funds available –	\$516,478

- Measure Z operating fund surplus of approximately \$5.9 million as of 8/31/2015.

All figures based on Zoo's fiscal year (January – December).

Measure Z Operating Funds



* 2015 projected expenses

** 2016 budgeted expenses.



DATE: February 24, 2016

TO: Fresno County Zoo Authority Board

FROM: Catherine Crosby, Board Coordinator

SUBJECT: Zoo Authority Website

RECOMMENDED ACTION:

Receive report on options for update to Zoo Authority website and provide direction to staff

DISCUSSION:

Your Board had given direction to staff to look into updating the Zoo Authority's website. It was launched December 1, 2005, and the ability to stream the meetings through the website began in January 2006. Since then the site has not changed in appearance, but has grown in the volume of documents and meeting recordings. There is no urgency to make any changes, but the opportunity to move within Fresno County's website is possible in the next year or so.

At this time three possible options include:

1. Keep current website unchanged
2. Update to a contemporary look and mobile compatibility
3. Reconsider an update nearer to the planned update to Fresno County's website

Option 1 - Keep current website unchanged

Strong points of the website are its simplicity and a growing list of accessible documents. Staff does occasionally receive calls for information and can direct callers to documents found there. However, since it does not have the capability to track website visits, how often it is accessed is unknown.

With no charges for occasional updates or for the streaming audio capability, it has also been very economical. Aside from the initial design and website name, the five-year renewal of the domain name has been the only on-going cost. Authority staff time is required to prepare documents and request posting of meeting notices, agendas, minutes, audio, as well as reimbursed Zoo Corp Claims or other documents. IT staff does not charge for these occasional updates.

BOARD ACTION: DATE _____ APPROVED AS RECOMMENDED _____ OTHER _____

MOTION _____ SECOND _____ UNANIMOUS _____
 HERZOG _____ LYLES _____ ROMAN _____ STRATFORD _____ SWEARENGIN _____ TOSTE _____ WATERHOUSE _____

Option 2 - Update to a contemporary look and mobile compatibility

While keeping current content and occasional updates, the website could be designed to be viewable on mobile devices (additional 5% cost), track visitors (additional cost for third party statistical software), or include photos to illustrate Fresno Chaffee Zoo projects built or improved with Measure Z. The new look for the website is limited only by your Board's direction and the creativity of the IT and Graphics staff, who can begin design if your Board were to approve an update. Three generic ideas are included as Attachment A.

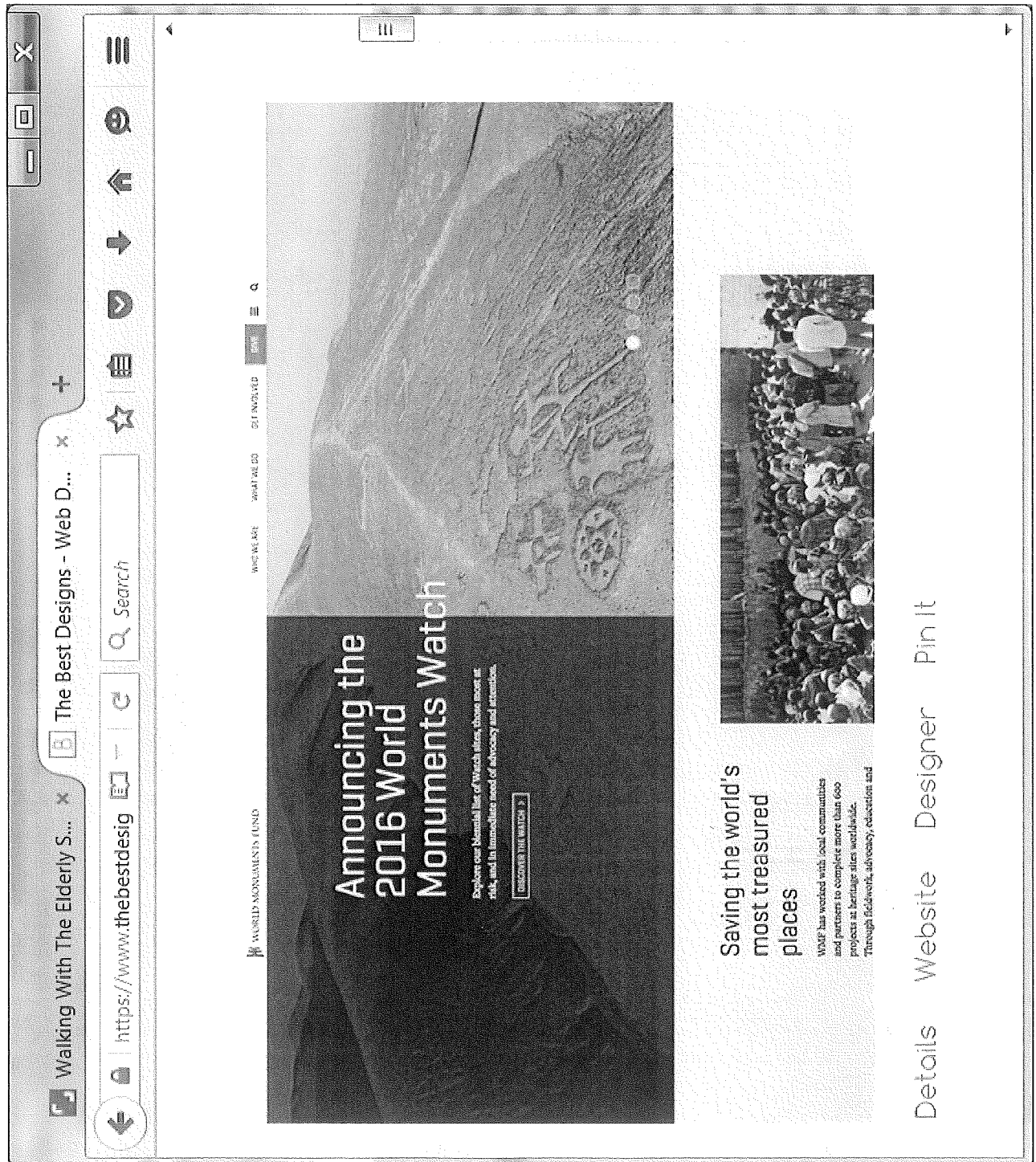
The estimated cost to develop and launch new look is \$2,930.39-\$5,860.78, or 40-80 hours of staff time. As with the current site, there would be no charges for the same level of technical support, occasional updates or streaming audio capability. Ongoing Authority staff time requirements are assumed to be about the same as the current site.

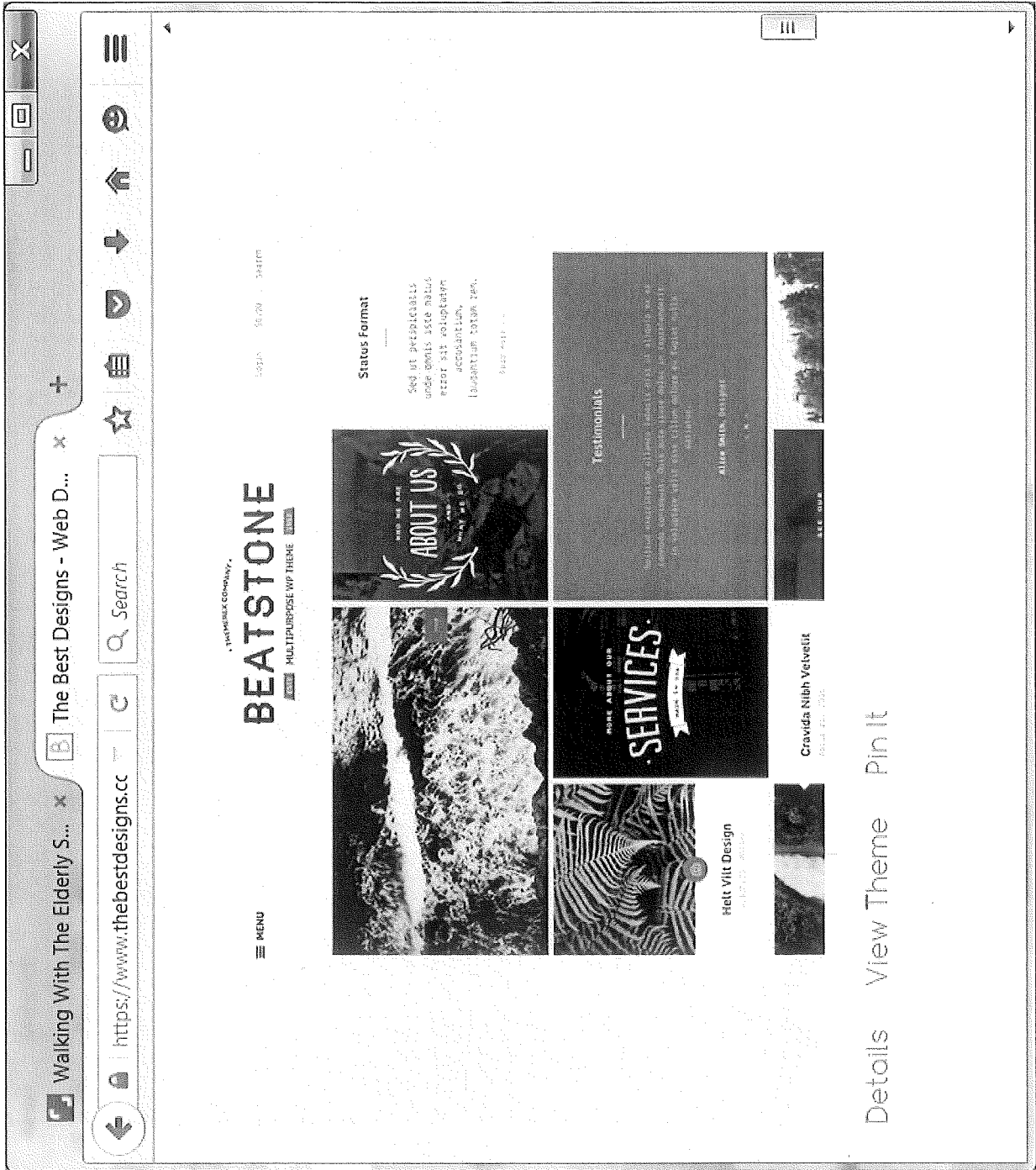
Option 3 - Reconsider an update nearer to the planned update to Fresno County's website

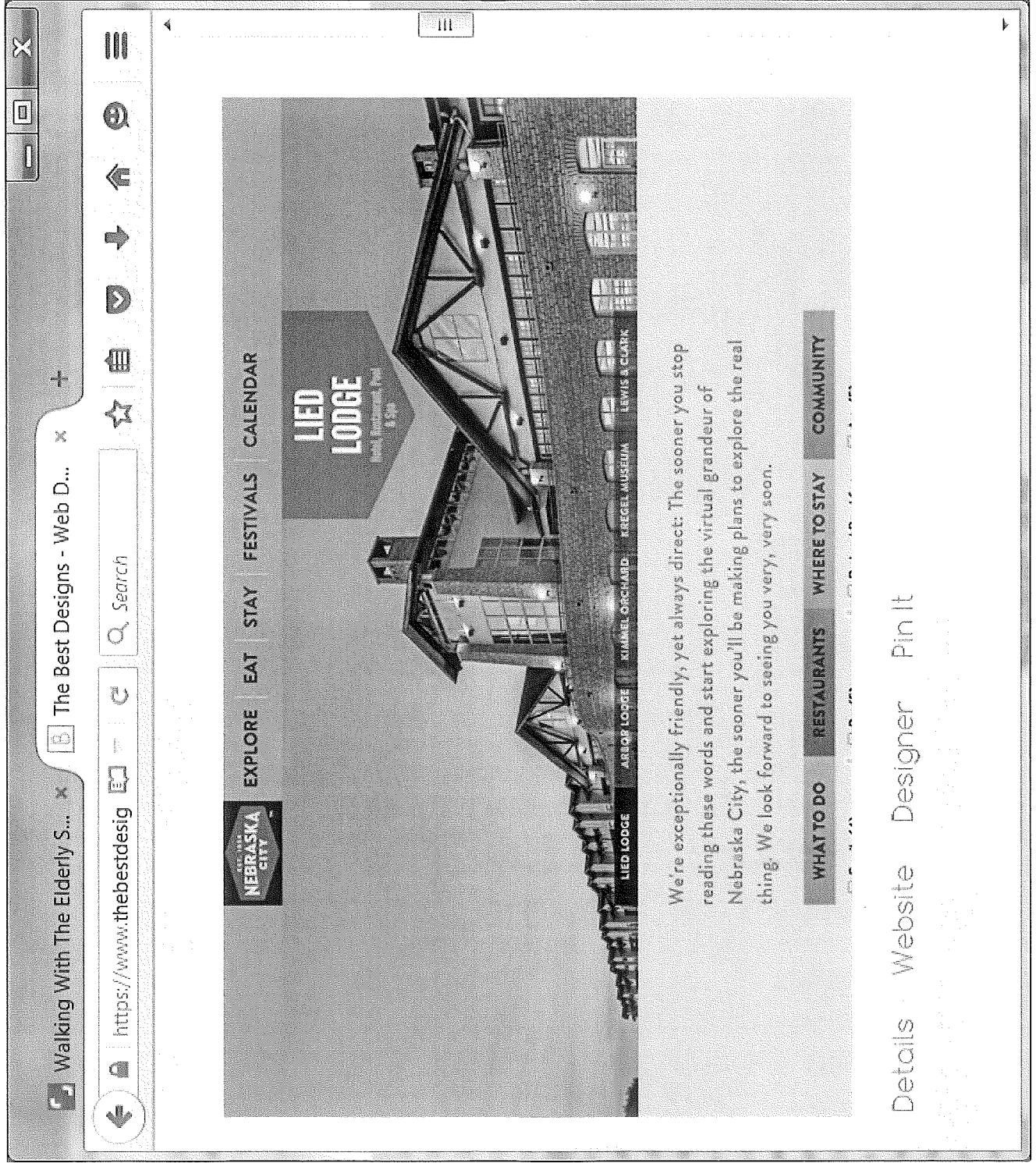
Fresno County's IT staff is beginning to plan for migration to new web hosting software, involving a major update to the County website. It is not expected to be launched until sometime next year. The Zoo Authority could be included if members determined there was a greater benefit than maintaining the separate website. If included, the domain name would remain ZooAuthority.org, but visitors to the address would be re-directed to a page within Fresno County's website.

The new home page for the Zoo Authority would need to conform to the County's framework and style, but would have some flexibility in appearance. Compatibility with all devices and visitor tracking would be included at no additional cost. Examples of the uniformity of the header and sidebar, and the variety of appearance in three department home pages can be seen in Attachment B.

The County's new look has not been determined, nor the possible cost to the Authority to move to the County's website. Ongoing IT support and Authority staff time requirements are assumed to be about the same as the current site.







Details · Website · Designer · Pin It



Agenda Item 8 Attachment B

County Department Contact Information

Site Search

General Information

[County Homepage](#)
[Board of Supervisors](#)
[A-Z Services](#)
[Online Services](#)
[Contact the County](#)
[Employment Opportunities](#)
[Links](#)

See All Departments

[District Attorney](#)

[District Attorney Home](#)

[Meet the District Attorney](#)

[Bureau of Investigations](#)

[Fraud & Corruption](#)

[Violent Crimes](#)

[Working With
Communities](#)

[Juveniles](#)

[Victim/Witness Info](#)

[Office History](#)

[Contact Us](#)

DA Links

[Case Information](#)

[Employment &
Volunteer
Opportunities](#)

[FAQs](#)

[Jail Inmate Search](#)


[Law Enforcement
Agencies](#)

[News Releases](#)

Contact Dept

Phone:
(559) 600-3141

Email:

[Residents](#)
[Business](#)
[Visitors](#)
[Government](#)


Welcome to the Office of the District Attorney

[Home](#) [District Attorney](#)

Print

Text



Fresno County District Attorney, Lisa A. Smittcamp, welcomes you to the District Attorney's website. The mission of the District Attorney's Office is to enhance public safety, welfare and security in the community through the prosecution of criminal and civil crimes in a just, efficient and ethical manner.

The Fresno County District Attorney's Office is one of the largest prosecuting agencies in California and consists of approximately 261 employees including skilled prosecutors, investigators and support personnel who handle more than 50,000 criminal cases a year in the County of Fresno. [View a map of Fresno County \(PDF\)](#).

[Criminal Divisions](#)
[Auto Insurance Fraud](#)
[Consumer Protection](#)
[Domestic Violence](#)
[Driving Under the Influence \(DUI\)](#)
[Elder & Dependent](#)
[Adult Abuse](#)
[Environmental Protection](#)
[Gang Crimes](#)
[Identity Theft](#)
[In-Home Supportive Services](#)
[Fraud \(IHSS\)](#)
[Juvenile Delinquency](#)
[Real Estate Fraud](#)
[Rural Crime](#)
[Sexual Assault & Child Abuse](#)
[Welfare Fraud](#)
[Worker's Compensation](#)
[Fraud](#)

[Cases & Court](#)
[Case Information](#)
[Subpoenas](#)
[FAQ](#)

[Adult Criminal Procedure](#)
[Anatomy of a Trial](#)
[Tips on Testifying](#)
[Sheriff's Inmate Locator](#)

[Victims & Witnesses](#)
[Victim's Rights](#)
[Victim's Resources](#)
[Witness Information](#)
[U Visa Certifications](#)

[Contact](#)
[Phone Numbers & Locations](#)
[Law Enforcement Agencies](#)
[Contact the District Attorney](#)

[Newsroom](#)
[News Releases](#)

[About](#)
[Meet the District Attorney](#)
[Bureau of Investigations](#)
[District Attorney History](#)
[Employment, Volunteer & Internships](#)

Hotlines

Domestic Violence

West Fresno Crisis Center

Elder Abuse



County Department Contact Information

Site Search

General Information

[County Homepage](#)[Board of Supervisors](#)[A-Z Services](#)[Online Services](#)[Contact the County](#)[Employment Opportunities](#)[Links](#)

See All Departments

Ag Menu

[Agricultural Commissioner](#)[Home Page](#)[Apiary](#)[Fruit and Vegetable](#)[Quality Control](#)[Nursery and Seed](#)[Inspection](#)[Pest Detection and](#)[Exclusion](#)[Pest Eradication](#)[Pest Management](#)[Pesticide Use Enforcement](#)[Quarantine Enforcement](#)[Weights and Measures](#)

Contact Dept

Phone:

(559) 600-7510


Fax:

(559) 455-2415


Address:

1730 S. Maple Avenue

Fresno, CA 93702

 [Email Department](#)*Residents**Business**Visitors**Government*

Department of Agriculture

[Home](#) [Agricultural Commissioner](#)Print Text 

Agricultural Commissioner / Sealer of Weights and Measures

The Fresno County Department of Agriculture, under direction of the California Department of Food and Agriculture, is responsible for conducting regulatory and service functions pertaining to the multi-billion dollar agricultural industry in Fresno County. These functions are mandated by state and federal laws and regulations and by local measures and ordinances by the Fresno County Board of Supervisors. Even though the enforcement of these laws and regulations is an important part of the Specialist's jobs, the primary purpose and objective of this Office is the promotion and protection of the county agricultural industry and the general public.



The Location to access the following services of the Fresno County Department of Agriculture:

- PESTICIDE USE PERMITS & Pesticide Related Issues
- Certified Producer's Certificates

HAS MOVED to:

1720 S. Maple Ave.
Fresno, CA 93702

- [Permit for Reduced Tillage](#)

- [Petal Fall \(Dist 1\)](#)
- [Petal Fall \(Dist 2\)](#)
- [Petal Fall \(Dist 3\)](#)
- [Petal Fall \(Dist 4\)](#)

- [FRESNO COUNTY Electronic Use Reporting](#)

- [Bait Sales](#)



County Department Contact Information

Site Search

General Information

County Homepage

Board of Supervisors

A-Z Services

Online Services

Contact the County

Employment Opportunities

Links

See All Departments

DSS Programs

[Department of Social
Services Homepage](#)
[Adult Protective Services](#)
[Adolescent Family Life
Program \(AFLP\)](#)
[CalWORKS](#)
[CalFresh \(Food Stamps\)](#)
[Child Welfare](#)
[Children Services Policy &
Procedure Guides](#)
[Employment Services](#)
[Foster Care](#)
[Foster Care Standards &
Oversight Committee](#)
[General Relief](#)
[Housing Assistance](#)
[In-Home Supportive
Services](#)
[Independent Living
Program](#)
[Interagency Council for
Children & Families](#)
[Medi-Cal](#)
[Public Authority](#)
[Self Evaluation Info](#)
[Veterans Service Office](#)
[Where To Apply](#)
*Residents**Business**Visitors**Government*

Department of Social Services

[Home](#) [DSS Home](#)

Print

Text



← 1/1 →


**Report
Abuse**

**Apply for
Benefits**

**Contact /
Locations**

Admin

Welcome to the Department of Social Services

The Fresno County Department of Social Services (DSS) serves some of the most ethnically and culturally diverse communities in the State of California. Our programs are designed to promote services to ensure that individuals and families will be safe, self sufficient, healthy, out of trouble at home, in school or at work.

**Click here to upload verifications
and other documents for
your eligibility case**



Affordable Care Act
We've Got You Covered
Fresno County

CALWORKS

Automated Phone Calls


Safely Surrendered Babies
There is an option.
Don't abandon your baby.

Important Phone Numbers

2016 Zoo Authority Meeting Calendar

Adopted December 9, 2015

January

Su	Mo	Tu	We	Th	Fr	Sa
					1	2
3	4	5	6	7	8	9
10	11	12	13	14	15	16
17	18	19	20	21	22	23
24	25	26	27	28	29	30
31						

February

Su	Mo	Tu	We	Th	Fr	Sa
	1	2	3	4	5	6
7	8	9	10	11	12	13
14	15	16	17	18	19	20
21	22	23	24	25	26	27
28	29					

March

Su	Mo	Tu	We	Th	Fr	Sa
		1	2	3	4	5
6	7	8	9	10	11	12
13	14	15	16	17	18	19
20	21	22	23	24	25	26
27	28	29	30	31		

April

Su	Mo	Tu	We	Th	Fr	Sa
					1	2
3	4	5	6	7	8	9
10	11	12	13	14	15	16
17	18	19	20	21	22	23
24	25	26	27	28	29	30

May

Su	Mo	Tu	We	Th	Fr	Sa
1	2	3	4	5	6	7
8	9	10	11	12	13	14
15	16	17	18	19	20	21
22	23	24	25	26	27	28
29	30	31				

June

Su	Mo	Tu	We	Th	Fr	Sa
			1	2	3	4
5	6	7	8	9	10	11
12	13	14	15	16	17	18
19	20	21	22	23	24	25
26	27	28	29	30		

July

Su	Mo	Tu	We	Th	Fr	Sa
					1	2
3	4	5	6	7	8	9
10	11	12	13	14	15	16
17	18	19	20	21	22	23
24	25	26	27	28	29	30
31						

August

Su	Mo	Tu	We	Th	Fr	Sa
	1	2	3	4	5	6
7	8	9	10	11	12	13
14	15	16	17	18	19	20
21	22	23	24	25	26	27
28	29	30	31			

September

Su	Mo	Tu	We	Th	Fr	Sa
				1	2	3
4	5	6	7	8	9	10
11	12	13	14	15	16	17
18	19	20	21	22	23	24
25	26	27	28	29	30	

October

Su	Mo	Tu	We	Th	Fr	Sa
						1
2	3	4	5	6	7	8
9	10	11	12	13	14	15
16	17	18	19	20	21	22
23	24	25	26	27	28	29
30	31					

November

Su	Mo	Tu	We	Th	Fr	Sa
		1	2	3	4	5
6	7	8	9	10	11	12
13	14	15	16	17	18	19
20	21	22	23	24	25	26
27	28	29	30			

December


Su	Mo	Tu	We	Th	Fr	Sa
				1	2	3
4	5	6	7	8	9	10
11	12	13	14	15	16	17
18	19	20	21	22	23	24
25	26	27	28	29	30	31

Holidays

Jan 1 New Year's Day
Jan 18 M. L. King Day
Feb 15 Presidents' Day
Mar 27 Easter

Mar 31 Cesar Chavez Day
May 30 Memorial Day
Jul 4 Independence Day
Sep 5 Labor Day

Nov 11 Veterans Day
Nov 24 Thanksgiving Day
Nov 25 County Holiday
Dec 26 Christmas Holiday



2220 Tulare Street • 6th Floor • Fresno, CA 93721
ZooAuthority@co.fresno.ca.us • 559.262.4385 • www.ZooAuthority.org

FRESNO COUNTY ZOO AUTHORITY

BYLAWS

Amended December 9, 2015

Approved by
Fresno County Board of Supervisors
January 26, 2016

FRESNO COUNTY ZOO AUTHORITY

BYLAWS

Amendments Adopted December 9, 2015

INTRODUCTION

The Resolution creating the Authority (hereinafter "Resolution") was adopted by the Fresno County Board of Supervisors on July 13, 2004. The Board of Supervisors, sitting as the Authority Board, then adopted Ordinance No 2004-1 on July 27, 2004 (hereinafter "Ordinance"). This Ordinance, providing for a transactions and use tax of 0.1% for a period of ten years commencing on April 1, 2005, and including an expenditure plan for the use of the tax revenue was approved by the electorate on November 2, 2004, and was extended for another 10 years on November 4, 2014.

These Bylaws, adopted June 24, 2015, repeat and supplement the provisions of a subsequent Fresno County Board of Supervisors Resolution changing membership requirements (No. 08-024, January 15, 2008), Zoo Authority Ordinance No 2004-1, and Extension Ordinance 2014-01.

I. AUTHORITY BOARD

A. Members

The initial Authority Board was the Board of Supervisors. A seven-member appointed Authority Board replacing the Board of Supervisors held its first meeting on April 28, 2005, and is comprised as follows:

1. Five qualified electors, who shall be appointed by the Board of Supervisors. Each member of the Board of Supervisors shall nominate one person. Each Authority Board member appointed under this provision shall serve for a term coterminous with the term of the nominating member of the Board of Supervisors. These members may not hold any other public office which pays a salary or per diem, but may hold another public office which is not incompatible with serving on the Authority Board and which provides only reimbursement of expenses.
2. One qualified elector, who shall be selected for his or her expertise in zoo matters, shall be appointed by the Board of Supervisors. This member shall be nominated by the Chair of the Board of Supervisors, and shall serve for a term coterminous with the term of the nominating supervisor as Chair.
3. The seventh member of the Authority Board shall be the Mayor of the City of Fresno.

become effective upon receipt of the notification by the Administrator.

10. In accordance with Fresno County Ordinance Code chapter 2.68, any member of the Board who is absent from the number of consecutive meetings specified in the chapter, according to the schedule of meetings adopted as required above, shall be deemed to have resigned his or her membership. The Administrator shall give prompt written notice to any member who will be deemed to have resigned upon the occurrence of one additional unexcused absence. The notice shall contain a statement advising the member of the absences and the consequences thereof, together with a copy of the ordinance code chapter. This provision may not be removed from the bylaws.
11. The Chair may make or second motions and shall have a vote on all questions. The Chair shall not be required to relinquish the chair in order to participate in discussions.

C. Compensation

Members of the Board shall not be paid a salary nor shall they be entitled to per diem for attending Board meetings.

II. POWERS AND DUTIES

A. Powers

The Board may:

1. Adopt ordinances, resolutions, policies and procedures to implement the Resolution and Ordinance;
2. Enter into contracts to accomplish the purposes of the Authority;
3. Perform duties prescribed hereunder; and
4. Take all steps necessary to implement the Resolution and Ordinance, including hiring or contracting with appropriate staff, if necessary.

B. Duties

The Board shall oversee the general administration of the funds and of the implementation of the Resolution and Ordinance, including but not limited to:

maintenance at the Fresno Chaffee Zoo (hereinafter "Zoo"). The plans shall be submitted on an annual basis, or on such a schedule as agreed to by the Authority and the Corporation, in such numbers and in such format as required by the Authority. "Capital Projects" shall meet the definition of the Measure Z Capital Projects Policy, adopted June 24, 2009. A minimum of two-thirds of the funds shall be for capital projects, and up to one-third of the funds shall be available for operations and maintenance.

2. The Authority may approve or disapprove the Corporation's plans. If the Authority disapproves the plans, the Authority shall be under no obligation to provide tax revenues to the Corporation until the plans are revised to the satisfaction of the Authority.
3. The Authority shall have no obligation to distribute funds to the CORPORATION unless the AUTHORITY is satisfied that the CORPORATION has appropriately spent funds already distributed. (Agreement between Authority and Corporation, dated December 21, 2005, as amended)
4. The Authority may, with appropriate notice, request that the Corporation send one or more representatives to any Authority Board meeting, and may consider the cooperation of the Corporation in this regard in future funding decisions.
5. When the Authority is satisfied that the plans of the Corporation comply with the Resolution and Ordinance, the Authority shall approve the plans and enter into appropriate contracts with the Corporation to provide funding on an appropriate schedule. The Authority generally shall not enter into contracts to provide funding directly to providers of goods and/or services to the Corporation, but may do so if the Corporation requests this direct contracting.
6. The Authority may restrict the funding it provides to the Corporation to correspond with an approved time schedule, or for any other reason within the discretion of the Authority.
7. The Authority may authorize multi-year capital projects and/or programs within the time period established for the tax.
8. The Authority may pledge future annual tax proceeds as security for loans to fund capital projects at the Fresno Chaffee Zoo.

IV. CONFLICT OF INTEREST POLICY

A. Adoption

The Authority Board shall by resolution adopt and amend a Conflict of Interest Code for the Authority as required by applicable law.

B. The Conflict of Interest Code

The Authority's Conflict of Interest Code shall be at a disclosure level greater than or equal to the standard established by the Fair Political Practices Commission.

C. Annual Conflict of Interest Affidavit

The Authority Board shall adopt an Annual Conflict of Interest Affidavit.

V. AMENDMENT OF BYLAWS

A. Approval by Authority Board

An amendment to these Bylaws may be proposed at any time. The amendment shall be presented to the Board at two regular meetings, with at least one week between meetings. At least five members of the Board must vote in favor of the amendment at each reading in order for it to be sent to second reading or approved. If the proposed amendment is altered at the first reading, the altered version shall be presented for first reading at the next regular meeting. Corrections of typographical or clerical errors are not alterations within the meaning of this section.

B. Adoption by Board of Supervisors

If the Board approves an amendment to the bylaws, the amendment shall be submitted to the Board of Supervisors. The amendment shall become effective immediately upon adoption by the Board of Supervisors.

**Fresno County Zoo Authority
ANNUAL CONFLICT OF INTEREST AFFIDAVIT
For Year Ended December 31, 20____
Government Code Sections 1090 and 1094**

During the above period, I have not had a financial interest in any contract made by me in my official capacity or by any body or board of which I am a member. Further, I have not been a purchaser at any sale or vendor at any purchase made by me in my official capacity. I have complied with the provisions of Article 4 of Chapter 1 of Division 4 of Title 1 of the Government Code (Sections 1090 et seq.).

I declare under penalty of perjury under the laws of the State of California that the foregoing is true and correct.

Signature

Print Name

Title

Date

Fresno County Zoo Authority

Government Code Section 1090:

(a) Members of the Legislature, state, county, district, judicial district, and city officers or employees shall not be financially interested in any contract made by them in their official capacity, or by any body or board of which they are members. Nor shall state, county, district, judicial district, and city officers or employees be purchasers at any sale or vendors at any purchase made by them in their official capacity.

(b) An individual shall not aid or abet a Member of the Legislature or a state, county, district, judicial district, or city officer or employee in violating subdivision (a).

(c) As used in this article, "district" means any agency of the state formed pursuant to general law or special act, for the local performance of governmental or proprietary functions within limited boundaries.

Government Code Section 1094:

Every officer whose duty it is to audit and allow the accounts of other state, county, or city officers shall, before allowing such accounts, require each of such officers to make and file with him an affidavit or certificate under penalty of perjury that he has not violated any of the provisions of this article, and any individual who willfully makes and subscribes such certificate to an account which he knows to be false as to any material matter shall be guilty of a felony and upon conviction thereof shall be subject to the penalties prescribed for perjury by the Penal Code of this State.

Fresno Chaffee Zoo reaches record attendance for 2015 Zoo eclipses 800,000 visitors for the first time

THE FRESNO BEE DECEMBER 30, 2015 5:17 PM
By Marc Benjamin mbenjamin@fresnobee.com



Fresno Chaffee Zoo's African Adventure raised the zoo's attendance well beyond previous record numbers. CRAIG KOHLRUSS ckohlruess@fresnobee.com

With the new 13-acre African Adventure exhibit, Fresno Chaffee Zoo shattered its annual attendance record with more than 800,000 visitors in 2015. The record-year broke the 2014 record of 703,000 visitors and is nearly double the 417,000 visitors who went through the gates in 2009, said Scott Barton, the zoo's director.

The 800,000th visitor went through the zoo's gates on Tuesday, he said.

Barton said the zoo had been on pace to match the 2014 record until October, which is when African Adventure opened. "Attendance has been incredible," he said. Zoo officials are budgeting for 850,000 visitors in 2016. "I feel really confident with our budget number," he said. While Barton said he does not expect the sudden influx of visitors to continue, he said some visitors are returning for fourth, fifth and sixth visits to the Africa exhibit.

A new warthog exhibit will likely be finished by the end of 2016 in the Africa exhibit, he said.

Read more here: <http://www.fresnobee.com/news/local/article52370025.html#storylink=cpy>

Fresno Chaffee Zoo increases prices Jan. 1

Admission to be \$10 for adults, \$5.50 for seniors, children ages 2 to 11

Increase to help offset higher minimum wage and health costs

Zoo last raised prices in 2004

BY BRIDGET WEBSTER
bwebster@fresnobee.com

The Fresno Chaffee Zoo will increase its admission prices beginning Jan. 1 to help offset expenses from rising minimum wage and health care costs. Adults will increase from \$7 to \$10 and admission for

children, ages 2 to 11, and seniors will increase from \$3.50 to \$5.50.

The zoo hasn't raised its prices since 2004. "Our goal is to keep prices affordable," said Scott Barton, Fresno Chaffee Zoo CEO.

"Thanks to Measure Z, we can continue to keep our admission prices low

and also continue to be a great value to our community."

Measure Z is the tenth-of-a-cent county-wide sales tax measure that has funded improvements to the zoo, including the new 13-acre, \$56 million African Adventure exhibit that opened in October and

the Sea Lion Cove exhibit. The tax was reauthorized for another 10 years in 2014.

Since the opening of the African Adventure exhibit, the zoo has added 30 full-time staff and nearly 60 animals.

"With the recent expansion, the zoo has nearly doubled in size;

therefore, the cost to operate goes up," Barton said. "The expansion delivers a world-class zoo with an incredible guest experience that Fresno County can be proud of."

Compared to other accredited facilities, the Fresno Chaffee Zoo remains one of the most affordable in the country despite the price increase, the zoo said.

Bridget Webster:
559-441-6304,
@bridgetwp05



Contact:

Ciara Norton
Marketing Manager
559-498-5936 (office)
559-303-9286 (cell)
CNorton@fresnochaffeezoo.org

For Immediate Release

January 7, 2016

FRESNO CHAFFEE ZOO SETS ANNUAL ATTENDANCE RECORD

Fresno, CA – For the sixth consecutive year, Fresno Chaffee Zoo has broken an annual attendance record – finishing 2015 with 808,914 guests – a 15 percent increase from 2014’s annual attendance of 703,325.

“It’s been an outstanding year for the Zoo,” said Scott Barton, Fresno Chaffee Zoo CEO. “We saw the largest attendance increase in the fall when we opened African Adventure, but since then we’ve also seen a lot of people coming back and re-visiting the new exhibit.”

In addition to setting an annual attendance record, the Zoo also saw two of the busiest months in its history. In October 2015, when African Adventure opened, the Zoo welcomed 92,592 guests, a 95 percent increase from October 2014, which saw 47,505 guests.

The largest monthly increase was in November 2015 when 86,388 guests visited the Zoo – a 112 percent increase from November 2014’s attendance of 40,565.

“We’re so grateful to our community for their support and for another amazing year,” Barton said. “We’re looking forward to more exciting changes in 2016. This year, we will start construction on an expanded and re-designed Malayan tiger exhibit, a new warthog exhibit in African Adventure, and start the design of African River that will include hippos.”

In 2015, the Zoo also saw an increase in guests visiting from out of the country; guests from 22 countries and 47 states visited the Zoo.

Fresno Chaffee Zoo is open daily at 9 a.m. Closing times vary 4:00 p.m. to 6:00 p.m. by season (subject to change without prior notice). Thanksgiving (9 a.m. – 2 p.m.) and Christmas Day (closed). Visit www.fresnochaffeezoo.org for current hours. General admission during regular Zoo hours is \$10 for adults and \$5.50 for children 2-11 & seniors 62+. Children under 2 and Fresno Chaffee Zoo members are free. Fresno Chaffee Zoo inspires wonder of our natural world, provides an engaging learning environment, and creates a passion for conservation. The Zoo is accredited by the Association of Zoos and Aquariums (AZA).

###

Fresno Chaffee Zoo, once downtrodden, now a model for the latest in exhibits

The Fresno Bee January 10, 2016 3:33 PM
By Marc Benjamin mbenjamin@fresnobee.com

Highlights

- More than a decade of work is paying off at Fresno Chaffee Zoo
- African Adventure and Sea Lion Cove attract other zoo officials with similar projects in mind
- Former zoo director returns and offers high praise for Fresno Chaffee Zoo improvements
-



Visitors watch the sea lions in Sea Lion Cove at the Fresno Chaffee Zoo on Tuesday. Fresno Chaffee Zoo is becoming an example for other zoos to emulate as zoo officials from Ohio and Omaha visited last week.



From left, Fresno Chaffee Zoo CEO Scott Barton, Dan Cassidy, Omaha's Henry Doorly Zoo & Aquarium general curator, and Brian Timm, Henry Doorly Zoo & Aquarium director of facilities, tour the Fresno Chaffee Zoo on Tuesday. Fresno Chaffee Zoo is becoming an example for other zoos to emulate as zoo officials from Ohio and Omaha visited last week.

Video:

- Lewis Greene, formerly of the Fresno Chaffee Zoo and now with the Columbus Zoo, credits the creation of the sea lion exhibit as an example of the zoo's capabilities. Fresno Chaffee Zoo is becoming an example for other zoos to emulate as zoo officials from Ohio and Omaha visited this week. SILVIA FLORES - sflores@fresnobee.com

It wasn't long ago that Fresno Chaffee Zoo was battling for its very existence, but today it's a destination for zoo officials nationwide who want to see some of the latest in animal exhibits.

African Adventure, Sea Lion Cove, Reptile House improvements and promises of more projects are evidence of the hard work that went into saving the zoo, which keeps setting record annual attendance numbers.

Now Fresno is on the map for the zoo community. Visits from other zoo leaders have become common for Fresno Chaffee Zoo officials. Former Fresno Chaffee Zoo head Lewis Greene and his team from the zoo in Columbus, Ohio, were in Fresno on Tuesday, and a group also visited last week from Omaha, Neb. In the coming weeks, a team from Fort Worth, Texas, and another from Spain on a tour of California's zoos will drop by, said Scott Barton, Fresno Chaffee's director.

The visits give Fresno Chaffee Zoo a chance to show off the new exhibits but also are an opportunity to help cohorts, Barton said, something that separates the zoo industry from others. Zoo officials lean on each other on issues ranging from financial advice, employee recruitment and software program recommendations to animal care and ways to improve attendance. Zoos and aquariums also share animals.

"Zoos and aquariums might be the most collaborative industry in the country," Barton said. "We very much want to see each other succeed."

Greene was impressed by his former stomping grounds during his stopover last week. "Fresno has always gotten a bad rap, but you can't make fun of this," he said while under the roof of the African lodge. "There are more great things to come ... Fresno can take a huge amount of pride in this zoo."

Troubled times

The bad rap at one time was well-deserved. Shari Rainwater, a longtime board member of the Fresno Chaffee Zoo Corp. and a zoo advisory committee member before Measure Z was first passed in 2004, recalls that the zoo faced challenges. It was, she said, "such a sad facility," beset by leaking pipes, busted railings, cracking paint and duct-tape repairs. Animals were fed, she said, but behind the scenes, things were falling apart and there was an overriding sense that the zoo could close.

When the City Council learned about the conditions, Rainwater said, council members were surprised to hear that the zoo was at risk of losing its accreditation. The City Council faced tough choices. Then-Council Member Jerry Duncan said at the time: "If we lose our accreditation, most of the large animals will have to go, and that would be a real tragedy for the community. I hope people don't underestimate the seriousness of the situation."

By late 2004, Measure Z, the tenth-of-a-cent countywide sales tax, passed for the first time, promising a stream of money, but other issues persisted.

One was leadership stability – allowing zoo professionals to manage – after a zoo director resigned under what she described as board pressure in late 2005.

“Fresno has always gotten a bad rap, but you can’t make fun of this, and there are more great things to come. Fresno can take a huge amount of pride in this zoo.” Lewis Greene, senior vice president of animal care and conservation, Columbus Zoo.

The zoo got a reprieve on accreditation from the Association of Zoos and Aquariums in early 2006. It gave time to a new management team to make repairs and develop a zoo master plan, plus strategic and financial plans, normal requirements for accreditation.

In May 2006, a new zoo director was hired. The \$10 million Sea Lion Cove and \$56 million African Adventure weren’t even on Greene’s radar when he became director. But by 2007, the zoo had obtained a four-year accreditation and money was starting to roll in from Measure Z to start projects. The Measure Z tax was renewed for another 10 years in 2014.

A new zoo

Upgrades at Fresno Chaffee were slowed by an environmental lawsuit to preserve Roeding Park’s trees and ensure that all the park’s amenities and historical values remained.

The zoo’s plans called for major projects and expansion: 13 acres were added for African Adventure and a new, high-tech sea lion exhibit within the zoo’s existing 18 acres. The final expansion will include about eight acres and will return hippos to the zoo along with several new species. One plan includes a river exhibit with otters, crocodiles and monkeys. Another project will feature tigers in an Asian forest setting.

“When I left (in 2009), they had not been able to pass the environmental impact report,” Greene said. “I had a whole lot of money in the bank that I couldn’t spend.” Greene was able to add Stingray Bay in 2007; attendance grew about 50 percent from his arrival in 2006 to 450,000 in 2009, showing pent-up demand for new exhibits.

In 2016, the zoo could double that attendance number from a decade ago. The zoo was on pace last year to meet 2014’s record attendance of 703,000 until African Adventure opened in October. By the end of December, attendance skyrocketed, reaching 809,000. Visitors came from 47 states and 22 countries, Barton said.

808,914 -- Fresno Chaffee Zoo’s attendance record set in 2015

Zoos and aquariums are continuing to gain popularity across the country, and many are setting attendance records, said Rob Vernon, a spokesman for the Maryland-based Association of Zoos and Aquariums. “AZA zoos are tourist destinations,” Vernon said, “so it isn’t surprising the Fresno Chaffee Zoo is welcoming so many visitors from around the country and the world. We are certainly proud of their success.”

The Columbus Zoo, where Greene is senior vice president of animal care and conservation, already has an Africa exhibit and is in the early stages of developing a sea lion project. “This is one we felt we needed to look at,” he said of Fresno’s AZA award-winning exhibit. “One of the things that Sea Lion Cove did was, it gave a window to the community that this is the kind of project we are capable of doing and set the stage for passing Measure Z again.”

For Fresno, Barton said, ordinary exhibits no longer will suffice. "We have set the bar pretty high with Sea Lion Cove and African Adventure," he said. "I don't think an average exhibit will do anymore."

Paying it forward

The climate in Columbus, Ohio, may not work for sea lions because of colder winters, but Fresno's exhibit is a starting point for ideas, said Suzi Rapp, vice president of animal programs for the Columbus Zoo. After Fresno, the next stop for the Columbus contingent was St. Louis, where they could observe a newer sea lion exhibit with similar weather conditions, she said.

"The next big exhibit we are focusing on is sea lions," Rapp said. "I loved this one; of course, we don't have the weather you have here, so there are other factors we have to consider in designing."

Omaha's Henry Doorly Zoo and Aquarium is nearly finished with its Africa exhibit, and officials also are considering a new sea lion project and a Komodo dragon display, both of which will need to be sensitive to climate that is much different than Fresno's, said Dan Cassidy, general curator. The Omaha sea lion project will replace an older enclosure that was once a public swimming pool, Cassidy said. "Ours doesn't have that naturalistic feel," he said.

"It's rewarding to get that recognition from your colleagues, and have that curiosity from them wanting to see what's going on in Fresno and have that positive buzz.

Scott Barton, Fresno Chaffee Zoo director

Omaha has a 23-acre, \$70 million Africa exhibit that hasn't opened yet. The Fresno project was an opportunity to examine how different animals co-exist in the same enclosure, he said.


"What intrigues us about this exhibit is the mixed species," he said. "It's less common in the U.S. than in European zoos." The view from the lodge at African Adventure is reminiscent of Africa, Cassidy said. Visiting other zoos' exhibits is vital to making improvements in new and existing exhibits, he said. "Seeing it on paper and seeing the real deal can be very different," Cassidy said.

For Fresno zoo officials, receiving visits from other zoo leaders is a way of paying back for visits they made to other zoo exhibits in the past. "It's rewarding to get that recognition from your colleagues, and have that curiosity from them wanting to see what's going on in Fresno and have that positive buzz," Barton said.

Related content

- Former zoo official visits Chaffee Zoo sea lions for inspiration in Columbus

Read more here: <http://www.fresnobee.com/news/local/article54036180.html#storylink=cpy>



FRESNO'S CHAFFEE ZOO CORPORATION
Agenda for a Regular Meeting of the Board of Directors
Wednesday, January 20, 2016 at 5:30 pm
Fresno Chaffee Zoo Education Building

1. Call to order – 5:30 p.m.
2. Roll Call.
3. Discuss and consider minutes.
4. Chair Report.
5. CEO Report.
6. Discuss and consider Financial Report.
7. Discuss and consider committee reports.
8. Discuss and consider board officers, board member terms and committees.
9. Discuss and consider Board regular meeting calendar for 2016.
 - Confirm next meeting date: March 16, 2016.
10. Public Comment.

This time is set-aside for the public to comment on any item within the jurisdiction of the Board, but not appearing on the agenda. Items presented under public comment may not be discussed or acted upon by the Board at this time. For items appearing on the agenda, the public is invited to comment at the time the item is called for consideration by the Board. Any person addressing the Board under public comment will be limited to a 3-minute presentation to insure that all interested parties have an opportunity to speak. Please state your name.
11. Board questions and comments.
12. Adjournment.