

FRESNO COUNTY ZOO AUTHORITY

9:00 AM, Wednesday, February 25, 2015

Fresno County Employees' Retirement Association

1111 H Street, Fresno, CA 93721

(559) 457-0681

AGENDA

1. Call to Order
2. Nominations and election of 2015 Chairman and Vice Chairman
3. Public Comments
This time is made available to receive comments from the public on matters within the Board's jurisdiction that are not on the Agenda. Attention is called to the fact that the Board is prohibited from taking any action on matters that are not on the Agenda. Members of the public are limited to three minutes to speak during Public Comments as well as for each item on the agenda. In order to accurately record the minutes, members of the public are asked to speak only from the podium. Before beginning comments, please state for the record your name and affiliation, if any.
4. Consent Agenda
These matters are routine in nature and are usually approved by a single vote. Prior to action by the Board, the public will be given the opportunity to remove any item from the Consent Calendar. Items removed from the Consent Calendar may be heard immediately following approval of the Consent Calendar.
 - a. Review and approve minutes of December 10, 2014
 - b. Review and approve payment of County of Fresno invoice for Professional and Specialized Services in the amount of \$29,507.25 for November and December 2014
 - c. Receive Treasurer's Reports for November and December 2014, and January 2015.
5. Receive Fresno Chaffee Zoo Director's report
6. Receive Fresno Chaffee Zoo Corporation Chief Financial Officer's report
7. Approve Fresno Chaffee Zoo's request for Measure Z Capital funds totaling \$310,142 for power and network cabling to the remainder of the Zoo.

8. Staff reports

9. Confirm next meeting date(s)

Adopted meeting dates include: March 25, 2015
April 29, 2015
May 27, 2015


10. Chair's comments

11. Board Member comments

12. Adjourn

All supporting documentation is available for public review in the office of the Fresno County Zoo Authority, 2220 Tulare Street, 6th Floor, Fresno, 93721, during regular business hours.

For further information, please contact Catherine Crosby, Zoo Authority Coordinator, at 600-4305, email zooauthority@co.fresno.ca.us, or visit www.zooauthority.org. Requests for disability-related modification or accommodation needed in order to participate in the meeting must be made to the Zoo Authority Coordinator no later than 9:00 a.m. on the day prior to the meeting.



FRESNO COUNTY ZOO AUTHORITY

SPECIAL MEETING

9:00 AM, Wednesday, December 10, 2014

Fresno County Employees' Retirement Association

1111 H Street, Fresno, CA 93721

(559) 457-0681

ACTION SUMMARY MINUTES

1. Call to Order

CHAIRMAN HERZOG CALLED THE MEETING TO ORDER AT 9:00 AM. A QUORUM OF FIVE MEMBERS: JOHN GRAY, GERALD LYLES, KENT STRATFORD, PAUL TOSTE, AND RALPH WATERHOUSE WERE PRESENT. MEMBER OLIVER BAINES ARRIVED BEFORE PUBLIC COMMENT.

2. Public Comments

This time is made available to receive comments from the public on matters within the Board's jurisdiction that are not on the Agenda. Attention is called to the fact that the Board is prohibited from taking any action on matters that are not on the Agenda. Members of the public are limited to three minutes to speak during Public Comments as well as for each item on the agenda. In order to accurately record the minutes, members of the public are asked to speak only from the podium. Before beginning comments, please state for the record your name and affiliation, if any.

HELD; COMMENT RECEIVED.

3:45

3. Consent Agenda

These matters are routine in nature and are usually approved by a single vote. Prior to action by the Board, the public will be given the opportunity to remove any item from the Consent Calendar. Items removed from the Consent Calendar may be heard immediately following approval of the Consent Calendar.

- a. Review and approve minutes of October 29, 2014
- b. Review and approve payment of County of Fresno invoice for Professional and Specialized Services in the amount of \$19,449.47 for September and October 2014
- c. Receive Treasurer's Reports for October 30, 2014

PUBLIC COMMENT HELD.

ITEMS APPROVED UNANIMOUSLY -- PT/RW

4:50

4. Receive Fresno County Zoo Authority 2013-14 audited financial statements and independent auditor's report from Brown Armstrong Accountancy Corporation

RECEIVED; OSVALDO GUTIERREZ OF BROWN ARMSTRONG PRESENTED THE AUDIT. HE STATED NO ISSUES WERE NOTED AND THAT AN UNMODIFIED CLEAN OPINION WAS GIVEN.

PUBLIC COMMENT HELD.

9:03

5. Receive Fresno Chaffee Zoo Director's Report

RECEIVED - DIRECTOR SCOTT BARTON REPORTED THE BIG NEWS OF THE YEAR- MEASURE Z PASSED WITH COMMUNITY SUPPORT OF 72%; SIMILAR TO 10 YEARS AGO; ATTENDANCE REMAINS STRONG, AHEAD OF LAST YEAR, AND WILL PERHAPS REACH 700,000; REPRESENTING A 70% INCREASE OVER THE LAST 5-6 YEARS. ZOO LIGHTS ATTENDANCE IS STRONG; AFRICAN ADVENTURE CONSTRUCTION IS GOING WELL WITH PLANS TO BEGIN MOVING IN ANIMALS IN LATE SPRING; BOARD MEMBERS ARE INVITED TO TOUR THE SITE. THE FIVE TIGERS NEED MORE SPACE, AND FUNDS WILL BE REQUESTED FOR A CONCEPTUAL DESIGN OF AN EXHIBIT, USING BEST IDEAS FROM OTHER ZOOS.

PUBLIC COMMENT RECEIVED.

18:15

6. Receive Fresno's Chaffee Zoo Corporation Chief Financial Officer's report

RECEIVED - CFO GOLDMAN REPORTED THAT THE ZOO CORP HAS A YTD OPERATING SURPLUS OF \$1.1M; SELF-GENERATED REVENUE IS 10% AHEAD OF YTD BUDGET; PERSONNEL AND OPERATING EXPENSES ARE 12% AND 7% UNDER BUDGET, RESPECTIVELY.

PUBLIC COMMENT RECEIVED.

25:00

7. 2015 Measure Z Operating and Capital Requests

- a. Approve Fresno's Chaffee Zoo Corporation fiscal year 2015 Measure Z Operating funds totaling \$4,500,120 for reimbursement of Animal, Maintenance/Horticulture, Veterinary and Visitor Services salary and benefits, Animal Food, Utilities, and Bank Fees to wire reimbursement funds to the Zoo.

CFO GOLDMAN PRESENTED THE OPERATING REQUEST; HIGHLIGHTING THE INCREASE IN PER CAPITA REVENUE, LOW STAFF TURNOVER AND NEW POINT-OF-SALE SYSTEM TO TRACK DATA. AFRICAN ADVENTURE ADDS 13 ACRES TO EXHIBIT SPACE; HIRING FOR IT WILL BEGIN IN APRIL, AND ITS OPENING WILL PROVIDE GREATER REVENUE OPPORTUNITIES IN EDUCATION, MEMBERSHIP AND GROUP EVENTS. 2015 WILL ADD 29 FULL- AND 6 PART-TIME STAFF, AND ADDITIONAL OPERATING EXPENSES IN UTILITIES, ANIMAL FEED, VET SUPPLIES, UNIFORMS AND LIABILITY INSURANCE. SALARIES AND

BENEFITS ARE PROJECTED TO BE 58% OF THE OPERATIONS BUDGET, AND WILL BE COMPARABLE FOR THE INDUSTRY AND THE FRESNO AREA.

DIRECTOR BARTON, HUMAN RESOURCES MANAGER LAURA MARTINEZ, MR. GOLDMAN AND BOARD MEMBERS DISCUSSED THE OPPORTUNITY TO HIGHLIGHT THE JOB CREATION AND THE ECONOMIC AND TOURISM IMPACT PROVIDED TO THE COMMUNITY BY THE ZOO. THERE WILL BE NO INCREASE IN ADMISSION FEES FOR 2015, AND ADMISSION HAS REMAINED UNCHANGED SINCE 2004.

PUBLIC COMMENT RECEIVED.

ITEM 7a. APPROVED UNANIMOUSLY – PT/JG

48:45

- b. Approve Fresno's Chaffee Zoo Corporation fiscal year 2015 Measure Z Capital funds totaling \$23,250 for animal acquisitions and transportation, and bank fees for reimbursement of capital claims.

CFO GOLDMAN PRESENTED THE CAPITAL REQUEST AND RESPONDED TO MEMBER QUESTIONS.

PUBLIC COMMENT HELD.

ITEM 7b. WAS APPROVED UNANIMOUSLY – PT/RW

50:13

- 8. Receive final draft of Fiscal Year 2013-14 annual report and approve or provide direction to staff

BOARD COORDINATOR CATHY CROSBY PRESENTED THE REPORT AND NOTED CHANGES TO BE MADE. AFTER DISCUSSION, DIRECTION WAS GIVEN FOR ADDITIONAL CHANGES. A MOTION TO APPROVE THE REPORT INCLUDING CHANGES AND THE AUDIT REPORT PRESENTED EARLIER.

PUBLIC COMMENT HELD.

APPROVED UNANIMOUSLY – PT/RW

56:30

- 9. Biennial Conflict of Interest Code Review

BOARD COORDINATOR CATHY CROSBY REPORTED ON THE AMENDMENTS REQUESTED BY THE BOARD OF SUPERVISORS, THE REQUIREMENT FOR THE BIENNIAL NOTICE'S RE-SUBMITTAL AND THE AFFIDAVIT DOCUMENT. A RESOLUTION WITH THE DRAFT AMENDMENTS TO THE DISCLOSURE CATEGORIES WAS AVAILABLE TO THOSE PRESENT AND TO MEMBERS FOR THEIR CONSIDERATION.

- a. Review 2012 Zoo Authority Conflict of Interest Code Disclosure Categories, and consider approval of amendments as requested by the Board of Supervisors' letter of October 31, 2014
 - 1) Approve amendment to Disclosure Category I
 - 2) Approve amendment to Disclosure Category II
 - 3) Approve amendment to Disclosure Category III

PUBLIC COMMENT RECEIVED.

1:12:55

AFTER DISCUSSION, MEMBERS VOTED UNANIMOUSLY TO APPROVE THE CHANGES TO THE DISCLOSURE CATEGORIES AND RESOLUTION 2014-3 FOR THE CHAIRMAN'S SIGNATURE. – GL/PT

- b. If amendments are not approved, authorize Chair to sign and re-submit the 2014 Local Agency Biennial Notice; or,
If approved, authorize Chair to note amendment(s), sign and re-submit the 2014 Local Agency Biennial Notice, and provide direction to staff to return with draft revised Conflict of Interest Code for adoption at next scheduled meeting

PUBLIC COMMENT HELD.

1:18:53

AFTER DISCUSSION, MEMBERS VOTED UNANIMOUSLY TO AUTHORIZE THE CHAIRMAN TO SIGN AND RESUBMIT THE NOTICE. – JG/PT

1:19:15

- c. Review County of Fresno Conflict of Interest Affidavit, and consider its adoption as per October 31, 2014 Board of Supervisors request to adopt similar language as an additional requirement of Zoo Authority Board members upon taking office, or annually thereafter

PUBLIC COMMENT RECEIVED.

1:22:00

AFTER DISCUSSION, MEMBER WATERHOUSE MADE A MOTION TO APPROVE ADOPTING THE AFFIDAVIT. THE MOTION FAILED FOR LACK OF A SECOND.

1:25:22

- 10. Approve 2014 Measure Z Capital funds request for \$44,000 to develop conceptual design for an expanded Tiger exhibit

CFO GOLDMAN PRESENTED THE REQUEST. DIRECTOR BARTON EXPLAINED THE PROCESS TO SELECT THE LOCAL LANDSCAPE ARCHITECT THAT HAS EXPERIENCE WITH PARKS AND HISTORIC AREAS, AND WITH THEIR EXPERTISE AND THAT OF STAFF, AND IDEAS FROM OTHER ZOO'S EXHIBITS, HE BELIEVES THE CONCEPTUAL DESIGN FOR THE EXPANSION CAN BE ACHIEVED.

PUBLIC COMMENT RECEIVED.

1:36:39

AFTER DISCUSSION THE BOARD APPROVED BY UNANIMOUS VOTE \$38,00 FOR DESIGN, \$4,000 MANAGEMENT, AND \$2,000 FOR CONTINGENCY. – PT/OB

1:36:40

- 11. Confirm next meeting date(s)

Adopted meeting dates include: January 28, 2015
February 26, 2015
March 26, 2015

AFTER DISCUSSION OF AUTHORITY DOCUMENTS THAT NEED UPDATING, EXPIRING TERMS OF MEMBERS, THE ISSUE OF LEGAL REPRESENTATION, AND NOTING THE CORRECT FEBRUARY AND MARCH MEETING DATES AS THE 25TH, MEMBERS APPROVED BY UNANIMOUS VOTE CANCELLING THE JANUARY MEETING. – PT/JG

1:42:30

- 12. Chair's comments

HELD; MR. HERZOG THANKED MS. CROSBY FOR HER SERVICE, AND MEMBERS FOR THEIR EFFORT AND FOCUS ON THE TOPICS BEFORE THE BOARD OVER THE PAST YEAR. HE WISHED EVERYONE A VERY MERRY CHRISTMAS AND HAPPY NEW YEAR.

1:42:56

13. Board Member comments

HELD; MEMBERS THANKED MR. GOLDMAN FOR THE QUALITY OF HIS OPERATIONS FUND REQUEST; THE AUTHORITY STAFF FOR THEIR WORK, AND ZOO STAFF FOR THE WONDERFUL EXPERIENCE THEY PROVIDE. MEMBER LYLES TALKED ABOUT HIS YEARS OF VOLUNTEERING IN THE COMMUNITY, AND THE SUPPORT OF THE COMMUNITY HE RECEIVED THIS PAST YEAR, VERSUS NEGATIVE COMMENTS FROM ONLY 3 PEOPLE. MEMBERS HERZOG AND TOSTE EXPRESSED APPRECIATION AND CONFIDENCE IN MEMBER LYLES. MEMBER WATERHOUSE ECHOED THEIR COMMENTS, AND MENTIONED MEMBER LYLES' DEDICATION AND VALUE TO THE ZOO SOCIETY DURING THE ZOO'S DIFFICULT TIMES BEFORE MEASURE Z.

TREASURER JEFF BLANKS INTRODUCED SENIOR ACCOUNTANT AARON RATTO, INCOMING TREASURER. HE WAS THANKED FOR HIS WORK BY DR. TOSTE.

1:52:20

14. Adjourn

THERE BEING NO FURTHER BUSINESS, THE CHAIRMAN ADJOURNED THE MEETING AT 10:52 AM.

All supporting documentation is available for public review in the office of the Fresno County Zoo Authority, 2220 Tulare Street, 6th Floor, Fresno, 93721, during regular business hours. For further information, please contact Catherine Crosby, Zoo Authority Coordinator, at 600-4305, email zooauthority@co.fresno.ca.us, or visit www.zooauthority.org. Requests for disability-related modification or accommodation needed in order to participate in the meeting must be made to the Zoo Authority Coordinator no later than 9:00 a.m. on the day prior to the meeting.




Invoice for Professional Services in Support of the Zoo Authority
Billing Hours and Expenses for November and December 2014

Invoice Number 1112-ZOO-22515

February 25, 2015

TO: Zoo Authority Board
c/o County of Fresno
2220 Tulare St, 6th Floor MS 214
Fresno, CA 93721

| Department / Title | Hours | Rate | Cost | Fiscal Year 14-15 |
|---|---------------|----------|----------------------|-----------------------|
| <i>Financial Reporting & Audits</i> | | | | |
| <i>Division Chief</i> | 3.50 | \$104.36 | \$365.26 | |
| <i>Supervising Accountant</i> | 5.50 | \$89.40 | \$491.70 | |
| <i>Senior Accountant</i> | 16.00 | \$88.57 | \$1,417.12 | |
| <i>Accountant II</i> | 29.00 | \$80.30 | \$2,328.70 | |
| <i>Accountant I</i> | 43.50 | \$65.80 | \$2,862.30 | |
| <i>Public Works & Planning</i> | | | | |
| <i>Analyst III</i> | 293.50 | \$73.01 | \$21,428.44 | |
| <i>Division Manager</i> | 0.80 | \$111.20 | \$88.96 | |
| <i>County Counsel</i> | | | | |
| <i>Deputy County Counsel</i> | 0.00 | \$113.00 | \$0.00 | |
| Professional Services Total | 391.80 | | \$28,982.48 | \$115,255.27 |
| <i>Postage</i> | | | \$48.79 | |
| <i>Office Supplies</i> | | | \$87.54 | |
| <i>Copies</i> | | | 0.00 | |
| <i>GIS Mapping Services</i> | | | 388.44 | |
| Office Expense Total | | | \$524.77 | \$1,132.18 |
| | | | \$29,507.25 | \$116,387.45 |
| | | | Invoice Total | FY 13-14 Total |



**Fresno County Zoo Authority
Treasurer's Report
Unaudited Cash Basis
For the Month Ended November 30, 2014**

| Summary of Measure Z Proceeds | | | |
|--|---|-----------|----------------------|
| Tax Proceeds Received: | | | |
| - Measure Z - Sales Tax Proceeds | | \$ | 1,172,100.00 |
| Total Proceeds Received: | | \$ | 1,172,100.00 |
| Tax Proceeds Allocated: | | | |
| - Allocation to Zoo Authority Fund (2%) | | | 23,442.00 |
| - Allocation to Trust Fund for Operations and Capital Projects (98%) | | | 1,148,658.00 |
| Total Proceed Allocations | | \$ | 1,172,100.00 |
| Cash Balance by Fund | | | |
| Zoo Authority Fund | >> Administrative Fund | 2% | |
| | Beginning Cash Balance | \$ | 1,123,820.77 |
| Receipts: | - Measure Z Sales Tax Proceeds | | 23,442.00 |
| | Net Increase/(Decrease) to Cash | | 23,442.00 |
| | Ending Cash Balance - Zoo Authority Administrative Fund | \$ | 1,147,262.77 |
| Trust Fund for FCZC Operations and Capital Projects | 98% | | |
| | Beginning Cash Balance | \$ | 42,246,238.10 |
| | >> Operations Fund | | |
| | Beginning Cash Balance | | 5,678,105.03 |
| Receipts: | - Measure Z Sales Tax Proceeds | | 382,886.00 |
| | - Wire Fees | | (20.00) |
| | Net Increase/(Decrease) to Cash | | 382,866.00 |
| | Ending Cash Balance - Available for Operations | \$ | 6,060,971.03 |
| | >> Capital Facilities Project Fund | | |
| | Beginning Cash Balance | \$ | 36,568,133.07 |
| Receipts: | - Measure Z Sales Tax Proceeds | | 765,772.00 |
| Disbursements: | - FCZC Capital Projects Claim #2014-11C | | (245,072.77) |
| | - FCZC Capital Projects Claim #2014-13C | | (2,972,601.73) |
| | Net Increase/(Decrease) to Cash | | (2,451,902.50) |
| | Ending Cash Balance - Available for Capital Projects | | 34,116,230.57 |
| | Ending Balance Available for Operations and Capital Projects | \$ | 40,177,201.60 |
| | Total Interest Received During the Month | | - |


By Staff _____

Date _____

Accepted _____

Date _____

* Interest receipts are recorded in the month received rather than in the month earned and were calculated on an annual percentage rate of 1.289 as of September 30, 2014.




Fresno County Zoo Authority

SUMMARY OF MEASURE Z SALES TAX PROCEEDS

| | PRIOR FISCAL YEARS | | | | | | | | | | | | CURRENT FISCAL YEAR | | | | | | | | | |
|-----------|--------------------|---------------|---------------|---------------|--------------|--------------|---------------|---------------|---------------|--------------|--------------|--------------|---------------------|--------------|--------------|--------------|---------------|--------------|--------------|--------------|------------------|----------|
| | 2005-2006 | | 2006-2007 | | 2007-2008 | | 2008-2009 | | 2009-2010 | | 2010-2011 | | 2011-2012 | | 2012-2013 | | 2013-2014 | | 2014-2015 | | | |
| | ACTUAL | TAX RECEIPTS | ACTUAL | TAX RECEIPTS | ACTUAL | TAX RECEIPTS | ACTUAL | TAX RECEIPTS | ACTUAL | TAX RECEIPTS | ACTUAL | TAX RECEIPTS | ACTUAL | TAX RECEIPTS | ACTUAL | TAX RECEIPTS | BUDGETED | TAX RECEIPTS | ACTUAL | TAX RECEIPTS | BUDGET TO ACTUAL | VARIANCE |
| July | \$ 700,400 | \$ 671,500 | \$ 819,900 | \$ 813,500 | \$ 671,700 | \$ 659,300 | \$ 719,800 | \$ 826,000 | \$ 903,500 | \$ 894,465 | \$ 864,900 | \$ 864,900 | \$ 864,900 | \$ 864,900 | \$ 864,900 | \$ 864,900 | \$ 894,465 | \$ 894,465 | \$ 864,900 | \$ 864,900 | \$ (29,565) | -3.31% |
| August | 933,800 | 895,400 | 1,093,200 | 1,084,700 | 885,300 | 857,600 | 921,200 | 1,033,100 | 1,106,000 | 1,106,000 | 1,149,600 | 1,149,600 | 1,149,600 | 1,149,600 | 1,149,600 | 1,149,600 | 1,106,000 | 1,106,000 | 1,149,600 | 1,149,600 | \$ 43,600 | 3.94% |
| September | 764,524 | 1,453,498 | 1,060,279 | 930,087 | 810,940 | 895,691 | 1,057,603 | 1,028,369 | 1,097,605 | 1,097,605 | 1,199,226 | 1,199,226 | 1,199,226 | 1,199,226 | 1,199,226 | 1,199,226 | 1,097,605 | 1,097,605 | 1,199,226 | 1,199,226 | \$ 101,621 | 9.26% |
| October | 705,400 | 679,300 | 853,500 | 792,200 | 678,000 | 677,000 | 694,100 | 850,500 | 857,400 | 874,548 | 879,100 | 879,100 | 879,100 | 879,100 | 879,100 | 879,100 | 857,400 | 874,548 | 879,100 | 879,100 | \$ 4,552 | 0.52% |
| November | 940,500 | 1,471,000 | 1,138,000 | 1,056,300 | 743,300 | 879,500 | 878,500 | 1,056,800 | 1,143,200 | 1,131,768 | 1,172,100 | 1,172,100 | 1,172,100 | 1,172,100 | 1,172,100 | 1,172,100 | 1,143,200 | 1,131,768 | 1,172,100 | 1,172,100 | \$ 40,332 | 3.56% |
| December | 1,324,459 | 1,047,118 | 827,112 | 872,815 | 971,061 | 932,350 | 1,240,028 | 1,083,021 | 1,076,977 | 1,109,286 | | | | | | | 1,076,977 | 1,109,286 | | | | |
| January | 676,000 | 813,700 | 831,200 | 766,900 | 719,900 | 710,700 | 770,100 | 799,900 | 836,700 | 845,067 | | | | | | | 836,700 | 845,067 | | | | |
| February | 901,300 | 1,081,800 | 1,108,200 | 841,000 | 944,000 | 919,900 | 978,600 | 1,086,700 | 1,101,200 | 1,123,224 | | | | | | | 1,101,200 | 1,123,224 | | | | |
| March | 1,319,000 | 905,577 | 762,907 | 959,801 | 628,563 | 821,858 | 1,006,649 | 1,021,734 | 1,113,584 | 1,102,448 | | | | | | | 1,113,584 | 1,102,448 | | | | |
| April | 678,900 | 748,000 | 699,000 | 652,000 | 594,300 | 618,400 | 716,100 | 846,500 | 788,000 | * | | | | | | | 788,000 | * | | | | |
| May | 905,200 | 997,300 | 932,000 | 860,800 | 847,200 | 876,500 | 897,100 | 1,493,700 | 1,050,600 | * | | | | | | | 1,050,600 | * | | | | |
| June | 1,113,269 | 900,178 | 1,026,580 | 730,781 | 821,511 | 963,040 | 1,191,689 | 1,015,391 | 1,139,360 | * | | | | | | | 1,139,360 | * | | | | |
| Total | \$ 10,962,752 | \$ 11,664,371 | \$ 11,151,878 | \$ 10,360,884 | \$ 9,315,775 | \$ 9,811,839 | \$ 11,071,469 | \$ 12,141,715 | \$ 12,214,126 | \$ 9,284,411 | \$ 5,264,926 | \$ 5,264,926 | \$ 5,264,926 | \$ 5,264,926 | \$ 5,264,926 | \$ 5,264,926 | \$ 12,214,126 | \$ 9,284,411 | \$ 5,264,926 | \$ 5,264,926 | \$ 160,540 | 4.04% |

*Current Measure Z ordinance will expire and sales tax proceeds will not be collected

TOTAL MEASURE Z PROCEEDS FROM INCEPTION \$ 104,661,588



**Fresno County Zoo Authority
Capital Projects Fund Cash Flow
For the Month Ended November 30, 2014**

Cash Balance as of 11/30/2014 \$ 36,568,133

ADDITIONS:

*Estimated Revenues Through December 2014 \$ 1,498,913

DEDUCTIONS (earmarked projects, paid through claim 2014-13C):

| | | |
|---------------------------------------|------------|-----------------|
| 2014 Graphics-2011 | 33,598 | |
| 2014 Reptile Plaza-2011 | 50,000 | |
| 2014 Entrance/Vault-2011 | 85,000 | |
| 2014 Cobra Exhibit-2011 | 171,829 | |
| 2014 Animal Acquisition-January 2013 | 20,000 | |
| 2014 **Utility Design-May 2013 | 161,473 | |
| 2014 African Project-December 2013 | 30,859,028 | |
| 2014 Komodo Dragon-Not Approved Yet | 1,200,000 | |
| 2013 Animal Acquisition | 20,000 | |
| 2013 Reptile House-2010 | 76,515 | |
| 2012 Tropical Treasures-January 2012 | 64,937 | |
| 2012 Exploration Station-January 2012 | 100,000 | |
| Total Deductions: | | \$ (32,842,380) |

*****TOTAL:** \$ 5,224,666

***Note:** For Jul-Dec 2014, used actuals/projections from Jul-Dec 2013.

Estimated interest based on 2013 actual interest received.

**** Per Brian Goldman, ZC will not utilize \$80,000-\$100,000 of this utility request**

*****Conservatively, in December 2014 cash flows will slightly exceed total earmarked projects; however, this assumes that all amounts within each project are spent, and that all projects will be completed and paid for at this point. Revenue will continue under current measure through April 2015, and interest will continue to be apportioned quarterly**




**Fresno County Zoo Authority
Operations Fund Cash Flow
For the Month Ended November 30, 2014**

| | | |
|--|---------|----------------------------|
| Cash Balance as of 11/30/2014 | | \$ 5,678,105 |
| ADDITIONS: | | |
| *Estimated Revenues Through December 2014 | | \$ 731,123 |
| DEDUCTIONS (Remaining budgets, paid through claim 2014-9): | | |
| 2014 Visitor Services | 194,225 | |
| 2014 Animal | 599,454 | |
| 2014 Maintenance | 305,948 | |
| 2014 Education | 316,232 | |
| 2014 Interest/Bank Charges | 170 | |
| Total Deductions: | | <u>\$ (1,416,029)</u> |
| TOTAL: | | <u><u>\$ 4,993,199</u></u> |

***Note: For Jul-Dec 2014, used actuals/projections from Jul-Dec 2013.
Estimated interest based on 2013 actual interest received.**

****Zoo Operations will not use all of 2014 budgeted funds**



**Fresno County Zoo Authority
Administration Fund Cash Flow
For the Month Ended November 30, 2014**

Cash Balance as of 11/30/14 \$ 1,147,263

ADDITIONS:

*Estimated Revenues Through December 2014 \$ 45,457

DEDUCTIONS (Remaining budgets, paid through claim 0405-ZOO-062514):

| | | |
|------------------------------------|---------|---------------------|
| 2015 Telephone Charges | 500 | |
| 2015 Memberships | 1,000 | |
| 2015 Office Expense | 6,000 | |
| 2015 Postage | 1,500 | |
| 2015 PeopleSoft Financials Charges | 532 | |
| 2015 Professional Services | 212,242 | |
| 2015 Data Processing Services | 3,000 | |
| 2015 Publications & Legal Notices | 1,000 | |
| 2015 Trans, Travel & Education | 5,000 | |
| Total Deductions: | | <u>\$ (230,774)</u> |

TOTAL: \$ 961,946

***Note: For Jul-Dec 2014, used actuals/projections from Jul-Dec 2013.**

Estimated interest based on 2013 actual interest received.

****Zoo Authority will not use all of its 2015 budget**



**Fresno County Zoo Authority
Treasurer's Report
Unaudited Cash Basis
For the Quarter Ended December 31, 2014**

| Summary of Measure Z Proceeds | | | |
|--|--|------------|----------------|
| Tax Proceeds Received: | | | |
| - Measure Z - Sales Tax Proceeds | | \$ | 3,198,419.39 |
| Total Proceeds Received: | | \$ | 3,198,419.39 |
| Tax Proceeds Allocated: | | | |
| - Allocation to Zoo Authority Fund (2%) | | | 63,968.39 |
| - Allocation to Trust Fund for Operations and Capital Projects (98%) | | | 3,134,451.00 |
| Total Proceed Allocation s | | \$ | 3,198,419.39 |
| Cash Balance By Fund | | | |
| Zoo Authority Fund | >> Administrative Fund | 2% | |
| | Beginning Balance | \$ | 1,105,798.69 |
| Receipts: | - Measure Z Sales Tax Proceeds | | 63,968.39 |
| | - Interest Received | | 3,498.54 |
| Disbursements: | - Professional Services | | (46,448.90) |
| | - Postage | | (54.10) |
| | - Office Expenses | | (501.67) |
| | - PeopleSoft Charges | | (109.76) |
| | Net Increase/(Decrease) to Cash | | 20,352.50 |
| | Ending Cash Balance - Zoo Authority Administrative Fund | \$ | 1,126,151.19 |
| | Trust Fund for Operations and Capital Projects | 98% | |
| | Beginning Balance for Operations and Capital Projects | \$ | 46,112,497.15 |
| | >> Operations Fund | | |
| | Beginning Cash Balance | | 5,668,437.70 |
| Receipts: | - Measure Z Sales Tax Proceeds | | 1,044,817.00 |
| | - Interest Received | | 17,838.46 |
| Disbursements: | - FCZC Operations Claim # 2014-9 | | (279,939.10) |
| | - FCZC Operations Claim # 2014-10 | | (404,299.34) |
| | - FCZC Operations Claim # 2014-11 | | (290,738.01) |
| | - Wire Fees | | (60.00) |
| | Net Increase/(Decrease) to Cash | | 87,619.01 |
| | Ending Cash Balance - Available for Operations | \$ | 5,756,056.71 |
| | >> Capital Facilities Project Fund | | |
| | Beginning Balance | \$ | 40,444,059.45 |
| Receipts: | - Measure Z Sales Tax Proceeds | | 2,089,634.00 |
| | - Interest Received | | 140,189.30 |
| Disbursements: | - FCZC Capital Projects Claim #2014-12C | | (774,945.09) |
| | - FCZC Capital Projects Claim #2014-10C | | (3,694,688.84) |
| | - FCZC Capital Projects Claim #2014-11C | | (245,072.77) |
| | - FCZC Capital Projects Claim #2014-13C | | (2,972,601.73) |
| | - FCZC Capital Projects Claim #2014-14C | | (3,417,309.62) |
| | Net Increase/(Decrease) to Cash | | (8,874,794.75) |
| | Ending Cash Balance - Available for Capital Projects | | 31,569,264.70 |
| | Ending Balance Available for Operations and Capital Projects | \$ | 37,325,321.41 |
| | Total Interest Received During the Quarter | | 161,526.30 |

By Staff _____

Date _____

Accepted _____

Date _____

* Interest receipts are recorded in the month received rather than in the month earned and were calculated on an annual percentage rate of 1.289 as of September 30, 2014.



**Fresno County Zoo Authority
Treasurer's Report
Unaudited Cash Basis
For the Month Ended December 31, 2014**

| Summary of Measure Z Proceeds | | | |
|--|---|-----------|----------------------|
| Tax Proceeds Received: | | | |
| - Measure Z - Sales Tax Proceeds | | \$ | 1,147,219.39 |
| Total Proceeds Received: | | \$ | 1,147,219.39 |
| Tax Proceeds Allocated: | | | |
| - Allocation to Zoo Authority Fund (2%) | | | 22,944.39 |
| - Allocation to Trust Fund for Operations and Capital Projects (98%) | | | 1,124,275.00 |
| Total Proceed Allocations | | \$ | 1,147,219.39 |
| Cash Balance by Fund | | | |
| Zoo Authority Fund | >> Administrative Fund | 2% | |
| | Beginning Cash Balance | \$ | 1,147,262.77 |
| Receipts: | - Measure Z Sales Tax Proceeds | | 22,944.39 |
| | - Interest Received | | 3,015.34 |
| Disbursements: | - PeopleSoft Charges | | (66.64) |
| | - Professional Services | | (46,448.90) |
| | - Postage | | (54.10) |
| | - Office Expense | | (501.67) |
| | Net Increase/(Decrease) to Cash | | (21,111.58) |
| | Ending Cash Balance - Zoo Authority Administrative Fund | \$ | 1,126,151.19 |
| Trust Fund for FCZC Operations and Capital Projects | 98% | | |
| | Beginning Cash Balance | \$ | 40,177,201.60 |
| | >> Operations Fund | | |
| | Beginning Cash Balance | | 6,060,971.03 |
| Receipts: | - Measure Z Sales Tax Proceeds | | 374,758.33 |
| | - Interest Received | | 15,374.70 |
| Disbursements: | - FCZC Operations Claim # 2014-10 | | (404,299.34) |
| | - FCZC Operations Claim # 2014-11 | | (290,738.01) |
| | - Wire Fees | | (10.00) |
| | Net Increase/(Decrease) to Cash | | (304,914.32) |
| | Ending Cash Balance - Available for Operations | \$ | 5,756,056.71 |
| | >> Capital Facilities Project Fund | | |
| | Beginning Cash Balance | \$ | 34,116,230.57 |
| Receipts: | - Measure Z Sales Tax Proceeds | | 749,516.67 |
| | - Interest Received | | 120,827.08 |
| Disbursements: | - FCZC Capital Projects Claim #2014-14C | | (3,417,309.62) |
| | Net Increase/(Decrease) to Cash | | (2,546,965.87) |
| | Ending Cash Balance - Available for Capital Projects | | 31,569,264.70 |
| | Ending Balance Available for Operations and Capital Projects | \$ | 37,325,321.41 |
| | Total Interest Received During the Month | | 139,217.12 |


By Staff _____

Date _____

Accepted _____

Date _____

* Interest receipts are recorded in the month received rather than in the month earned and were calculated on an annual percentage rate of 1.289 as of September 30, 2014.



Fresno County Zoo Authority

SUMMARY OF MEASURE Z SALES TAX PROCEEDS

| | PRIOR FISCAL YEARS | | | | | | | | | | | | CURRENT FISCAL YEAR | | |
|--------------|--------------------|---------------|---------------|---------------|--------------|--------------|---------------|---------------|---------------|--------------|--------------|--------------|---------------------|--------------|------------------|
| | 2005-2006 | 2006-2007 | 2007-2008 | 2008-2009 | 2009-2010 | 2010-2011 | 2011-2012 | 2012-2013 | 2013-2014 | 2014-2015 | | 2014-2015 | | 2014-2015 | |
| | ACTUAL | ACTUAL | ACTUAL | ACTUAL | ACTUAL | ACTUAL | ACTUAL | ACTUAL | ACTUAL | ACTUAL | ACTUAL | BUDGETED | ACTUAL | BUDGETED | BUDGET TO ACTUAL |
| TAX RECEIPTS | TAX RECEIPTS | TAX RECEIPTS | TAX RECEIPTS | TAX RECEIPTS | TAX RECEIPTS | TAX RECEIPTS | TAX RECEIPTS | TAX RECEIPTS | TAX RECEIPTS | TAX RECEIPTS | TAX RECEIPTS | TAX RECEIPTS | TAX RECEIPTS | TAX RECEIPTS | VARIANCE |
| July | \$ 700,400 | \$ 671,500 | \$ 819,900 | \$ 813,500 | \$ 671,700 | \$ 659,300 | \$ 719,800 | \$ 826,000 | \$ 903,500 | \$ 894,465 | \$ 864,900 | \$ 894,465 | \$ 864,900 | \$ (29,565) | -3.31% |
| August | 933,800 | 895,400 | 1,093,200 | 1,084,700 | 885,300 | 857,600 | 921,200 | 1,033,100 | 1,106,000 | 1,106,000 | 1,149,600 | 1,106,000 | 1,149,600 | \$ 43,600 | 3.94% |
| September | 764,524 | 1,453,498 | 1,060,279 | 930,087 | 810,940 | 895,691 | 1,057,603 | 1,028,369 | 1,097,605 | 1,097,605 | 1,199,226 | 1,097,605 | 1,199,226 | \$ 101,621 | 9.26% |
| October | 705,400 | 679,300 | 853,500 | 792,200 | 678,000 | 677,000 | 694,100 | 850,500 | 857,400 | 874,548 | 879,100 | 874,548 | 879,100 | \$ 4,552 | 0.52% |
| November | 940,500 | 1,471,000 | 1,138,000 | 1,056,300 | 743,300 | 879,500 | 878,500 | 1,056,800 | 1,143,200 | 1,131,768 | 1,172,100 | 1,131,768 | 1,172,100 | \$ 40,332 | 3.56% |
| December | 1,324,459 | 1,047,118 | 827,112 | 872,815 | 971,061 | 932,350 | 1,240,028 | 1,083,021 | 1,076,977 | 1,109,286 | 1,147,219 | 1,109,286 | 1,147,219 | \$ 37,933 | 3.42% |
| January | 676,000 | 813,700 | 831,200 | 766,900 | 719,900 | 710,700 | 770,100 | 799,900 | 836,700 | 845,067 | | | | | |
| February | 901,300 | 1,081,800 | 1,108,200 | 841,000 | 944,000 | 919,900 | 978,600 | 1,086,700 | 1,101,200 | 1,123,224 | | | | | |
| March | 1,319,000 | 905,577 | 762,907 | 959,801 | 628,563 | 821,858 | 1,006,649 | 1,021,734 | 1,113,584 | 1,102,448 | | | | | |
| April | 678,900 | 748,000 | 699,000 | 652,000 | 594,300 | 618,400 | 716,100 | 846,500 | 788,000 | * | | | | | |
| May | 905,200 | 997,300 | 932,000 | 860,800 | 847,200 | 876,500 | 897,100 | 1,493,700 | 1,050,600 | * | | | | | |
| June | 1,113,269 | 900,178 | 1,026,580 | 730,781 | 821,511 | 963,040 | 1,191,689 | 1,015,391 | 1,139,360 | * | | | | | |
| Total | \$ 10,962,752 | \$ 11,664,371 | \$ 11,151,878 | \$ 10,360,884 | \$ 9,315,775 | \$ 9,811,839 | \$ 11,071,469 | \$ 12,141,715 | \$ 12,214,126 | \$ 9,284,411 | \$ 6,412,145 | \$ 9,284,411 | \$ 6,412,145 | \$ 198,473 | 3.19% |


*Current Measure Z ordinance will expire and sales tax proceeds will not be collected

TOTAL MEASURE Z PROCEEDS FROM INCEPTION \$ 105,808,807



Fresno County Zoo Authority
Receipt of Interest
Unaudited Cash Basis
For the Quarter Ended
December 31, 2014

| Summary of Quarter Two Interest Receipts | | | | | |
|--|----------|-------------------|-----------------------|-----------------------|----------------------|
| Fund | Subclass | Description | 1st Alloc. October | 2nd Alloc December | Interest Received |
| 4845 | 10000 | Zoo Authority | \$ 483.20 | \$ 3,015.34 | \$ 3,498.54 |
| 4850 | 10000 | FCZC - Operations | 2,463.76 | 15,374.70 | \$ 17,838.46 |
| 4850 | 42700 | FCZC - CP | 19,362.22 | 120,827.08 | \$ 140,189.30 |
| Total | | | <u>\$ 22,309.18</u> | <u>\$ 139,217.12</u> | <u>\$ 161,526.30</u> |




**Fresno County Zoo Authority
Capital Projects Fund Cash Flow
For the Quarter Ended December 31, 2014**

Cash Balance as of 12/31/2014 \$ 31,569,265

DEDUCTIONS (earmarked projects, paid through claim 2014-14C):

| | | |
|---------------------------------------|------------|------------------------|
| 2014 Graphics-2011 | 33,598 | |
| 2014 Reptile Plaza-2011 | 50,000 | |
| 2014 Entrance/Vault-2011 | 85,000 | |
| 2014 Cobra Exhibit-2011 | 171,829 | |
| 2014 Animal Acquisition-January 2013 | 20,000 | |
| 2014 Utility Design-May 2013 | 161,473 | |
| 2014 African Project-December 2013 | 27,441,718 | |
| 2013 Animal Acquisition | 20,000 | |
| 2013 Reptile House-2010 | 76,515 | |
| 2012 Tropical Treasures-January 2012 | 64,937 | |
| 2012 Exploration Station-January 2012 | 100,000 | |
| Total Deductions: | | <u>\$ (28,225,070)</u> |

| | |
|---------------|----------------------------|
| TOTAL: | <u><u>\$ 3,344,195</u></u> |
|---------------|----------------------------|



**Fresno County Zoo Authority
Operations Fund Cash Flow
For the Quarter Ended December 31, 2014**

Cash Balance as of 12/31/2014 \$ 5,756,057

DEDUCTIONS (Remaining budgets, paid through claim 2014-11):

| | | |
|----------------------------|---------|---------------------|
| 2014 Visitor Services | 68,380 | |
| 2014 Animal | 253,465 | |
| 2014 Maintenance | 206,474 | |
| 2014 Education | 192,521 | |
| 2014 Interest/Bank Charges | 140 | |
| Total Deductions: | | <u>\$ (720,980)</u> |

TOTAL: \$ 5,035,077



**Fresno County Zoo Authority
Administration Fund Cash Flow
For the Quarter Ended December 31, 2014**

| | |
|-------------------------------|--------------|
| Cash Balance as of 12/31/2014 | \$ 1,126,151 |
|-------------------------------|--------------|

DEDUCTIONS (Remaining budgets, paid through claim 0910-Zoo-121014):

| | |
|------------------------------------|---------------------|
| 2015 Telephone Charges | 500 |
| 2015 Memberships | 1,000 |
| 2015 Office Expense | 5,560 |
| 2015 Postage | 1,445 |
| 2015 PeopleSoft Financials Charges | 465 |
| 2015 Professional Services | 166,180 |
| 2015 Data Processing Services | 3,000 |
| 2015 Publications & Legal Notices | 1,000 |
| 2015 Trans, Travel & Education | 5,000 |
| Total Deductions: | <u>\$ (184,150)</u> |

| | |
|---------------|--------------------------|
| TOTAL: | <u><u>\$ 942,001</u></u> |
|---------------|--------------------------|



**Fresno County Zoo Authority
Treasurer's Report
Unaudited Cash Basis
For the Month Ended January 31, 2015**

| Summary of Measure Z Proceeds | | | |
|--|--|-----------|-------------------------|
| Tax Proceeds Received: | | | |
| | - Measure Z - Sales Tax Proceeds | | \$ 884,100.00 |
| | Total Proceeds Received: | | \$ 884,100.00 |
| Tax Proceeds Allocated: | | | |
| | - Allocation to Zoo Authority Fund (2%) | | 17,682.00 |
| | - Allocation to Trust Fund for Operations and Capital Projects (98%) | | 866,418.00 |
| | Total Proceed Allocations | | \$ 884,100.00 |
| Cash Balance by Fund | | | |
| Zoo Authority Fund | >> Administrative Fund | 2% | |
| | Beginning Cash Balance | | \$ 1,126,151.19 |
| Receipts: | - Measure Z Sales Tax Proceeds | | 17,682.00 |
| | - Interest Received | | 714.88 |
| Disbursements: | - PeopleSoft Charges | | (70.56) |
| | - Professional Services | | (39,823.89) |
| | - Office Expense | | (51.64) |
| | Net Increase/(Decrease) to Cash | | (21,549.21) |
| | Ending Cash Balance - Zoo Authority Administrative Fund | | \$ 1,104,601.98 |
| Trust Fund for FCZC Operations and Capital Projects | 98% | | |
| | Beginning Cash Balance | | \$ 37,325,321.41 |
| | >> Operations Fund | | |
| | Beginning Cash Balance | | 5,756,056.71 |
| Receipts: | - Measure Z Sales Tax Proceeds | | 288,806.00 |
| | - Interest Received | | 3,652.71 |
| Disbursements: | - Wire Fees | | (10.00) |
| | Net Increase/(Decrease) to Cash | | 292,448.71 |
| | Ending Cash Balance - Available for Operations | | \$ 6,048,505.42 |
| | >> Capital Facilities Project Fund | | |
| | Beginning Cash Balance | | \$ 31,569,264.70 |
| Receipts: | - Measure Z Sales Tax Proceeds | | 577,612.00 |
| | - Interest Received | | 22,545.88 |
| Disbursements: | - FCZC Capital Projects Claim #2014-15C | | (3,235,033.36) |
| | Net Increase/(Decrease) to Cash | | (2,634,875.48) |
| | Ending Cash Balance - Available for Capital Projects | | 28,934,389.22 |
| | Ending Balance Available for Operations and Capital Projects | | \$ 34,982,894.64 |
| | Total Interest Received During the Month | | 26,913.47 |

By Staff _____

Date _____

Accepted _____

Date _____

* Interest receipts are recorded in the month received rather than in the month earned and were calculated on an annual percentage rate of 1.378 as of December 31, 2014



Fresno County Zoo Authority

SUMMARY OF MEASURE Z SALES TAX PROCEEDS

| | PRIOR FISCAL YEARS | | | | | | | | | | | | CURRENT FISCAL YEAR | | | | | | | | | |
|-----------|--------------------|---------------|---------------|---------------|--------------|--------------|---------------|---------------|---------------|--------------|--------------|--------------|---------------------|--------------|--------------|--------------|--------------|--------------|--------------|--------------|------------------|----------|
| | 2005-2006 | | 2006-2007 | | 2007-2008 | | 2008-2009 | | 2009-2010 | | 2010-2011 | | 2011-2012 | | 2012-2013 | | 2013-2014 | | 2014-2015 | | | |
| | ACTUAL | TAX RECEIPTS | ACTUAL | TAX RECEIPTS | ACTUAL | TAX RECEIPTS | ACTUAL | TAX RECEIPTS | ACTUAL | TAX RECEIPTS | ACTUAL | TAX RECEIPTS | ACTUAL | TAX RECEIPTS | ACTUAL | TAX RECEIPTS | BUDGETED | TAX RECEIPTS | ACTUAL | TAX RECEIPTS | BUDGET TO ACTUAL | VARIANCE |
| July | \$ 700,400 | \$ 671,500 | \$ 819,900 | \$ 813,500 | \$ 671,700 | \$ 659,300 | \$ 719,800 | \$ 826,000 | \$ 903,500 | \$ 894,465 | \$ 864,900 | \$ 864,900 | \$ 864,900 | \$ 864,900 | \$ 864,900 | \$ 864,900 | \$ 894,465 | \$ 894,465 | \$ 864,900 | \$ 864,900 | \$ (29,565) | -3.31% |
| August | 933,800 | 895,400 | 1,093,200 | 1,084,700 | 885,300 | 857,600 | 921,200 | 1,033,100 | 1,106,000 | 1,106,000 | 1,149,600 | 1,149,600 | 1,149,600 | 1,149,600 | 1,149,600 | 1,149,600 | 1,106,000 | 1,106,000 | 1,149,600 | 1,149,600 | \$ 43,600 | 3.94% |
| September | 764,524 | 1,453,498 | 1,060,279 | 930,087 | 810,940 | 895,691 | 1,057,603 | 1,028,369 | 1,097,605 | 1,097,605 | 1,199,226 | 1,199,226 | 1,199,226 | 1,199,226 | 1,199,226 | 1,199,226 | 1,097,605 | 1,097,605 | 1,199,226 | 1,199,226 | \$ 101,621 | 9.26% |
| October | 705,400 | 679,300 | 853,500 | 792,200 | 678,000 | 677,000 | 694,100 | 850,500 | 857,400 | 874,548 | 879,100 | 879,100 | 879,100 | 879,100 | 879,100 | 879,100 | 857,400 | 874,548 | 879,100 | 879,100 | \$ 4,552 | 0.52% |
| November | 940,500 | 1,471,000 | 1,138,000 | 1,056,300 | 743,300 | 879,500 | 878,500 | 1,056,800 | 1,143,200 | 1,131,768 | 1,172,100 | 1,172,100 | 1,172,100 | 1,172,100 | 1,172,100 | 1,172,100 | 1,143,200 | 1,131,768 | 1,172,100 | 1,172,100 | \$ 40,332 | 3.56% |
| December | 1,324,459 | 1,047,118 | 827,112 | 872,815 | 971,061 | 932,350 | 1,240,028 | 1,083,021 | 1,076,977 | 1,109,286 | 1,147,219 | 1,147,219 | 1,147,219 | 1,147,219 | 1,147,219 | 1,147,219 | 1,240,028 | 1,109,286 | 1,147,219 | 1,147,219 | \$ 37,933 | 3.42% |
| January | 676,000 | 813,700 | 831,200 | 766,900 | 719,900 | 710,700 | 770,100 | 799,900 | 836,700 | 845,067 | 884,100 | 884,100 | 884,100 | 884,100 | 884,100 | 884,100 | 770,100 | 845,067 | 884,100 | 884,100 | \$ 39,033 | 4.62% |
| February | 901,300 | 1,081,800 | 1,108,200 | 841,000 | 944,000 | 919,900 | 978,600 | 1,086,700 | 1,101,200 | 1,123,224 | | | | | | | 1,101,200 | 1,123,224 | | | | |
| March | 1,319,000 | 905,577 | 762,907 | 959,801 | 628,563 | 821,858 | 1,006,649 | 1,021,734 | 1,113,584 | 1,102,448 | | | | | | | 1,113,584 | 1,102,448 | | | | |
| April | 678,900 | 748,000 | 699,000 | 652,000 | 594,300 | 618,400 | 716,100 | 846,500 | 788,000 | * | | | | | | | 788,000 | * | | | | |
| May | 905,200 | 997,300 | 932,000 | 860,800 | 847,200 | 876,500 | 897,100 | 1,493,700 | 1,050,600 | * | | | | | | | 1,050,600 | * | | | | |
| June | 1,113,269 | 900,178 | 1,026,580 | 730,781 | 821,511 | 963,040 | 1,191,689 | 1,015,391 | 1,139,360 | * | | | | | | | 1,139,360 | * | | | | |
| Total | \$ 10,962,752 | \$ 11,664,371 | \$ 11,151,878 | \$ 10,360,884 | \$ 9,315,775 | \$ 9,811,839 | \$ 11,071,469 | \$ 12,141,715 | \$ 12,214,126 | \$ 9,284,411 | \$ 7,296,245 | \$ 7,296,245 | \$ 7,296,245 | \$ 7,296,245 | \$ 7,296,245 | \$ 7,296,245 | \$ 9,284,411 | \$ 9,284,411 | \$ 7,296,245 | \$ 7,296,245 | \$ 237,506 | 3.82% |


*Current Measure Z ordinance will expire and sales tax proceeds will not be collected

TOTAL MEASURE Z PROCEEDS FROM INCEPTION \$ 106,692,907



Fresno County Zoo Authority
Receipt of Interest
Unaudited Cash Basis
For the Month Ended
January 31, 2015

| Summary of Quarter Three Interest Receipts | | | | |
|--|----------|-------------------|---------------------|----------------------|
| Fund | Subclass | Description | 1st Alloc. Jan | Interest Received |
| 4845 | 10000 | Zoo Authority | 714.88 | \$ 714.88 |
| 4850 | 10000 | FCZC - Operations | 3,652.71 | 3,652.71 |
| 4850 | 42700 | FCZC - CP | 22,545.88 | 22,545.88 |
| Total | | | \$ 26,913.47 | \$ 26,913.47 |



**Fresno County Zoo Authority
Capital Projects Fund Cash Flow
For the Month Ended January 31, 2015**

Cash Balance as of 1/31/2015 \$ 28,934,389

DEDUCTIONS (earmarked projects, paid through claim 2014-15C):

| | | |
|---------------------------------------|------------|------------------------|
| 2014 Graphics-2011 | 33,598 | |
| 2014 Reptile Plaza-2011 | 50,000 | |
| 2014 Entrance/Vault-2011 | 85,000 | |
| 2014 Cobra Exhibit-2011 | 171,829 | |
| 2014 Animal Acquisition-January 2013 | 20,000 | |
| 2014 Utility Design-May 2013 | 161,473 | |
| 2014 African Project-December 2013 | 24,206,685 | |
| 2013 Animal Acquisition | 20,000 | |
| 2013 Reptile House-2010 | 76,515 | |
| 2012 Tropical Treasures-January 2012 | 64,937 | |
| 2012 Exploration Station-January 2012 | 100,000 | |
| Total Deductions: | | <u>\$ (24,990,037)</u> |

| | |
|---------------|----------------------------|
| TOTAL: | <u><u>\$ 3,944,352</u></u> |
|---------------|----------------------------|



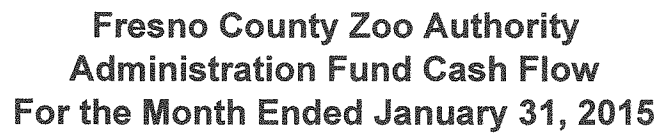
**Fresno County Zoo Authority
Operations Fund Cash Flow
For the Month Ended January 31, 2015**

Cash Balance as of 1/31/2015 \$ 6,048,505

DEDUCTIONS (Remaining budgets, paid through claim 2014-11):

| | | |
|----------------------------|---------|---------------------|
| 2014 Visitor Services | 68,380 | |
| 2014 Animal | 253,465 | |
| 2014 Maintenance | 206,474 | |
| 2014 Education | 192,521 | |
| 2014 Interest/Bank Charges | 130 | |
| Total Deductions: | | <u>\$ (720,970)</u> |

| | | |
|---------------|--|----------------------------|
| TOTAL: | | <u><u>\$ 5,327,535</u></u> |
|---------------|--|----------------------------|



\$ 1,104,602

| | | |
|------------------------------------|---------|---------------------|
| 2015 Telephone Charges | 500 | |
| 2015 Memberships | 1,000 | |
| 2015 Office Expense | 5,528 | |
| 2015 Postage | 1,445 | |
| 2015 PeopleSoft Financials Charges | 395 | |
| 2015 Professional Services | 146,762 | |
| 2015 Data Processing Services | 3,000 | |
| 2015 Publications & Legal Notices | 1,000 | |
| 2015 Trans, Travel & Education | 5,000 | |
| Total Deductions: | | \$ (164,630) |

| | |
|----|---------|
| \$ | 939,972 |
|----|---------|



FY14 November Financial Report

Board of Directors

Discussion of Financial Results

As of November 30, 2014

- **Key Facts & Figures*:**

- YTD operating surplus of \$920,756 compared to projected surplus of \$276,165.
- Self generated revenue is 8% ahead of YTD budget.
- Personnel expenses are 11% under YTD budget.
- Operating expenses are 6% under YTD budget.
- YTD attendance of 657,220 compared to 645,714 for the same period last year.
- 2014 YTD attendance is 6% ahead of budget and 2% ahead of the same time last year.

* Excludes investment income (unrealized gain/loss on investments), capital fundraising, depreciation and capital expenditures.

Discussion of Financial Results

Liquid Assets:

Cash
Short-term Investments
Long-term Investments
Endowment/Board Designated

11/30/2014
\$201,309
\$52,123
\$5,248,111
\$4,216,498
\$9,718,041

10/31/2014
\$309,842
\$352,108
\$5,287,512
\$4,177,097
\$10,126,559

2013
Audited
\$651,296
\$461,765
\$5,103,516
\$3,935,641
\$10,152,218

Accounts Receivable:

\$1,440,307

Liabilities

Accounts Payable
Accrued Liabilities
Line of Credit

\$3,673,152
\$120,463
\$247,734
\$4,041,349

\$1,032,479
\$252,745
\$0
\$1,285,224

Net Assets:

Unrestricted
Temporarily Restricted
Permanently Restricted

\$53,534,141
\$539,034
\$50,967
\$54,124,142

\$27,290,162
\$399,034
\$47,952
\$27,737,148

Measure Z Balance @ 10/31/2014

Operating
Capital Funds


\$5,678,105
\$36,568,133
\$42,246,238

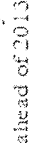
| MTD Attendance | | | | Increase/ Decrease |
|--------------------|-----------|-----------|--|-----------------------|
| | 2014 | 2013 | | |
| Attendance | 39,821 | 42,098 | | -5% |
| Paid | 20,757 | 22,346 | | -7% |
| Members | 10,540 | 12,376 | | -15% |
| Group | 2,216 | 1,543 | | 44% |
| Other | 6,278 | 5,833 | | 8% |
| Giraffe Feeding | 5,442 | 5,137 | | 6% |
| Capture Rate | 14% | 12% | | 12% |
| Stingray Bay | 10,792 | 11,651 | | -7% |
| Capture Rate | 27% | 28% | | -2% |
| MTD Revenue | | | | Increase/ Decrease |
| | 2014 | 2013 | | |
| Admissions | \$116,176 | \$120,935 | | -4% |
| Per Cap | \$2.92 | \$2.87 | | 2% |
| Giraffe Feeding | \$11,897 | \$10,421 | | 14% |
| Per Cap | \$0.30 | \$0.25 | | 21% |
| Stingray Bay | \$13,306 | \$14,224 | | -6% |
| Per Cap | \$0.33 | \$0.34 | | -1% |
| Membership | \$28,808 | \$30,915 | | -43% |
| MTD Revenue | | | | Increase/ Decrease |
| | 2014 | 2013 | | |
| Contracted Service | \$10,081 | \$11,211 | | -10% |
| Concessions | \$0.25 | \$0.27 | | -5% |
| Gift Shop | \$13,187 | \$13,995 | | -6% |
| Per Cap | \$0.33 | \$0.33 | | 0% |

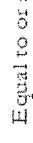
| YTD Attendance | | | | Increase/ Decrease |
|--------------------|-------------|-------------|--|-----------------------|
| | 2014 | 2013 | | |
| Attendance | 657,220 | 645,714 | | 2% |
| Paid | 361,562 | 363,221 | | 0% |
| Members | 148,951 | 148,214 | | 0% |
| Group | 73,584 | 65,708 | | 12% |
| Other | 73,123 | 68,571 | | 7% |
| Giraffe Feeding | 83,632 | 74,401 | | 12% |
| Capture Rate | 13% | 12% | | 10% |
| Stingray Bay | 209,029 | 206,032 | | 1% |
| Capture Rate | 32% | 32% | | 0% |
| Winged Wonders | 118,874 | 121,032 | | -2% |
| YTD Revenue | | | | Increase/ Decrease |
| | 2014 | 2013 | | |
| Admissions | \$2,120,867 | \$2,117,018 | | 0% |
| Per Cap | \$3.23 | \$3.28 | | -2% |
| Giraffe Feeding | \$178,870 | \$162,115 | | 10% |
| Per Cap | \$0.27 | \$0.25 | | 8% |
| Stingray Bay | \$278,722 | \$267,038 | | 4% |
| Per Cap | \$0.42 | \$0.41 | | 3% |
| Membership | \$715,272 | \$702,126 | | 2% |
| YTD Revenue | | | | Increase/ Decrease |
| | 2014 | 2013 | | |
| Contracted Service | \$286,511 | \$263,790 | | 9% |
| Concessions | \$0.44 | \$0.41 | | 7% |
| Gift Shop | \$338,408 | \$332,263 | | 2% |
| Per Cap | \$0.51 | \$0.51 | | 0% |

| 2013 Audited |
|-----------------|
| 691,320 |
| 374,580 |
| 154,892 |
| 66,013 |
| 95,835 |
| 76,964 |
| 11% |
| 204,765 |
| 30% |
| 120,851 |
| \$2,180,254 |
| \$3.15 |
| \$167,450 |
| \$0.24 |
| \$272,757 |
| \$0.39 |
| \$779,902 |
| \$274,610 |
| \$0.40 |
| \$350,319 |
| \$0.51 |

Key:

Equal to or ahead of 2013 

2% or less behind 2013 

More than 2% behind 2013 

Fresno's Chaffee Zoo Corporation
Balance Sheet
November 2014

| | <u>FY14</u> <u>@ 11/30/14</u> | <u>FY14</u> <u>@ 10/31/14</u> | <u>FY13</u> <u>Audited</u> |
|--|----------------------------------|----------------------------------|-------------------------------|
| ASSETS | | | |
| Cash | \$201,309 | \$309,842 | \$651,296 |
| Short Term Investments | \$52,123 | \$352,108 | \$461,765 |
| Long Term Investments | \$9,464,609 | \$9,442,653 | \$9,039,157 |
| Accounts Receivable | \$4,360,353 | \$3,885,473 | \$1,440,307 |
| Prepaid Expenses | \$168,049 | \$137,079 | \$63,572 |
| Inventory | \$0 | \$0 | \$0 |
| Building, Equipment, Vehicle and Furniture (net) | \$2,844,698 | \$2,783,459 | \$2,504,200 |
| Construction in Progress | \$31,000,383 | \$27,102,346 | \$4,788,109 |
| Exhibits | \$10,073,967 | \$10,073,967 | \$10,073,967 |
| TOTAL ASSETS | \$58,165,490 | \$54,086,926 | \$29,022,372 |
| LIABILITIES AND NET ASSETS | | | |
| Liabilities | | | |
| Accounts Payable/Accrued Liabilities | \$3,793,615 | \$3,239,238 | \$1,285,224 |
| Line of Credit | \$247,734 | \$0 | \$0 |
| Total Liabilities | \$4,041,349 | \$3,239,238 | \$1,285,224 |
| Net Assets | | | |
| Fund Balance-Unrestricted | \$53,534,141 | \$50,258,952 | \$27,290,162 |
| Fund Balance-Temporarily Restricted | \$539,034 | \$538,253 | \$399,034 |
| Fund Balance-Permanently Restricted | \$50,967 | \$50,483 | \$47,952 |
| Total Net Assets | \$54,124,142 | \$50,847,688 | \$27,737,148 |
| TOTAL LIABILITIES AND NET ASSETS | \$58,165,490 | \$54,086,926 | \$29,022,372 |

Fresno's Chaffee Zoo Corporation
Income Statement
 @ November 30, 2014

| | FY14 Budget | Current Month | | Year-to-Date | | FY13 Audited | |
|------------------------------|----------------|-------------------|----------------------|--------------|-------------------|-----------------|----------------------|
| | | Amended Budget | Actual @ 11/30/14 | Variance | Amended Budget | | Actual @ 11/30/14 |
| REVENUE | | | | | | | |
| Self-Generated Revenue | | | | | | | |
| Admissions | \$2,140,785 | \$130,625 | \$116,176 | (11.1)% | \$2,075,736 | \$2,120,867 | 2.2% |
| Adopt an Animal | \$35,000 | \$1,500 | \$1,510 | 0.7% | \$30,500 | \$30,742 | 0.8% |
| Board Designated for Endow | \$50,000 | \$0 | \$0 | 0.0% | \$50,000 | \$211,389 | \$83,224 |
| Education | \$238,600 | \$13,883 | \$16,199 | 16.7% | \$225,717 | \$289,604 | \$255,487 |
| Food Services | \$266,000 | \$17,000 | \$10,081 | (40.7)% | \$249,000 | \$276,511 | \$274,610 |
| Gift Shop | \$332,500 | \$21,250 | \$15,187 | (37.9)% | \$311,250 | \$338,408 | \$350,319 |
| Giraffe Feeding | \$159,600 | \$10,200 | \$11,897 | 16.6% | \$149,400 | \$178,870 | \$167,450 |
| Grants/Fundraising | \$1,139,000 | \$182,625 | \$9,665 | (94.7)% | \$941,375 | \$182,293 | \$231,742 |
| Group Event/Facility Rental | \$240,000 | \$31,000 | \$5,738 | (81.5)% | \$235,500 | \$201,159 | \$240,221 |
| Interest Income | \$275,000 | \$20,000 | \$31,660 | 58.3% | \$160,000 | \$173,515 | \$266,594 |
| Investment Income | \$0 | \$0 | \$55,024 | 0.0% | \$0 | \$275,275 | \$876,055 |
| Membership | \$725,000 | \$42,000 | \$28,808 | (31.4)% | \$665,000 | \$715,272 | \$779,897 |
| Special Events | \$493,100 | \$31,500 | \$19,473 | (38.2)% | \$402,100 | \$400,184 | \$478,738 |
| Stingray Exhibit | \$272,650 | \$17,500 | \$13,306 | (24.0)% | \$256,350 | \$278,722 | \$272,757 |
| Other | \$55,500 | \$3,050 | \$2,629 | (13.8)% | \$52,450 | \$48,667 | \$52,055 |
| Total Self-Generated Revenue | \$6,422,735 | \$522,133 | \$335,355 | (35.8)% | \$5,804,378 | \$5,721,479 | \$6,545,985 |
| | | | | | | | |
| City of Fresno | \$0 | \$0 | \$0 | 0.0% | \$0 | \$0 | \$0 |
| Measure Z-Capital Funds | \$20,250 | \$1,688 | \$3,417,330 | 202,408.4% | \$18,563 | \$25,403,595 | \$2,821,588 |
| Measure Z Operating Funds | \$3,928,683 | \$311,892 | \$290,728 | (6.8)% | \$3,516,922 | \$3,207,820 | \$3,595,046 |
| TOTAL REVENUE | \$10,371,668 | \$835,713 | \$4,043,412 | 383.8% | \$9,339,862 | \$34,332,893 | \$12,962,619 |

Fresno's Chaffee Zoo Corporation
Income Statement
@ November 30, 2014

| EXPENSES | Current Month | | | Year-to-Date | | | | |
|-------------------------------|---------------|----------------|-------------------|--------------|----------------|-------------------|----------|--------------|
| | FY14 Budget | Amended Budget | Actual @ 11/30/14 | Variance | Amended Budget | Actual @ 11/30/14 | Variance | FY13 Audited |
| OPERATING EXPENSES | | | | | | | | |
| Personnel Expenses | | | | | | | | |
| Administration | \$723,477 | \$55,577 | \$52,998 | (4.6)% | \$638,899 | \$601,959 | (5.8)% | \$610,929 |
| Animal | \$1,878,286 | \$145,784 | \$144,853 | (0.6)% | \$1,704,030 | \$1,617,113 | (5.1)% | \$1,559,921 |
| Education | \$738,654 | \$56,416 | \$54,715 | (3.0)% | \$686,947 | \$548,499 | (20.2)% | \$797,931 |
| Maintenance/Horticulture | \$656,458 | \$54,581 | \$41,603 | (23.8)% | \$582,256 | \$445,602 | (23.5)% | \$457,162 |
| Mem.Dev/Marketing | \$552,625 | \$41,320 | \$45,838 | 10.9% | \$495,726 | \$418,598 | (15.6)% | \$444,600 |
| Veterinary | \$259,529 | \$21,252 | \$17,287 | (18.7)% | \$228,920 | \$187,895 | (17.9)% | \$218,294 |
| Visitor Services | \$635,165 | \$50,552 | \$49,556 | (2.0)% | \$574,502 | \$558,843 | (2.7)% | \$558,539 |
| Total Personnel Expenses | \$5,464,194 | \$425,482 | \$406,851 | (4.4)% | \$4,911,280 | \$4,378,509 | (10.8)% | \$4,647,376 |
| Other Expenses | | | | | | | | |
| Advertising | \$212,500 | \$16,500 | \$11,338 | (31.3)% | \$192,850 | \$241,087 | 25.0% | \$309,678 |
| Animal Services | \$305,400 | \$24,867 | \$26,766 | 7.6% | \$280,533 | \$287,919 | 2.6% | \$331,455 |
| Computer/Software | \$53,000 | \$1,483 | \$1,530 | 3.1% | \$51,517 | \$40,467 | (21.4)% | \$47,008 |
| Conservation | \$65,000 | \$5,417 | \$0 | (100.0)% | \$59,583 | \$71,503 | 20.0% | \$66,650 |
| Contracted Services | \$454,500 | \$26,288 | \$43,447 | 65.3% | \$425,246 | \$441,303 | 3.8% | \$480,210 |
| Depreciation Expense | \$285,720 | \$23,685 | \$23,189 | (2.1)% | \$262,035 | \$256,007 | (2.3)% | \$759,342 |
| Dues | \$40,630 | \$2,728 | \$17,074 | \$26.0% | \$37,677 | \$35,743 | (5.1)% | \$33,627 |
| Equipment | \$175,100 | \$10,008 | \$21,186 | 111.7% | \$149,842 | \$135,175 | (9.8)% | \$139,745 |
| Fleet | \$31,900 | \$2,658 | \$707 | (73.4)% | \$29,242 | \$17,451 | (40.3)% | \$29,848 |
| Food/Catering | \$127,050 | \$7,867 | \$9,632 | 22.4% | \$119,183 | \$114,996 | (3.5)% | \$119,838 |
| Insurance | \$142,000 | \$0 | \$10,247 | 0.0% | \$142,000 | \$150,755 | 6.2% | \$138,967 |
| Miscellaneous Business | \$51,345 | \$3,896 | \$13,743 | 252.7% | \$47,549 | \$52,265 | 9.9% | \$30,348 |
| Office Supplies | \$25,650 | \$2,171 | \$3,116 | 43.5% | \$23,671 | \$19,223 | (18.8)% | \$27,671 |
| Postage | \$52,845 | \$4,393 | \$1,157 | (73.7)% | \$48,402 | \$43,312 | (10.5)% | \$50,295 |
| Printing | \$139,595 | \$18,876 | \$9,917 | (47.5)% | \$133,717 | \$120,707 | (9.7)% | \$128,511 |
| Professional Services | \$144,000 | \$7,167 | \$38,827 | 441.8% | \$137,167 | \$252,490 | 84.1% | \$185,853 |
| Repairs and Replacements | \$203,000 | \$10,250 | \$16,249 | 58.5% | \$192,750 | \$206,460 | 7.1% | \$285,322 |
| Service/Bank-Credit Card Fees | \$119,360 | \$16,280 | \$19,836 | 21.8% | \$112,580 | \$119,195 | 5.9% | \$117,360 |
| Signage | \$25,000 | \$2,083 | \$279 | (86.6)% | \$22,917 | \$12,365 | (46.0)% | \$40,913 |

Fresno's Chaffee Zoo Corporation
Income Statement
 @ November 30, 2014

| | FY14 Budget | Current Month | | Year-to-Date | | FY13 Audited | | |
|---|----------------|-------------------|----------------------|--------------|-------------------|-----------------|----------------------|--------------|
| | | Amended Budget | Actual @ 11/30/14 | Variance | Amended Budget | | Actual @ 11/30/14 | Variance |
| Specialized Services | \$30,350 | \$2,529 | \$311 | (87.7)% | \$27,821 | \$20,860 | (25.0)% | \$36,939 |
| Staff Development | \$71,250 | \$5,063 | \$5,522 | 9.1% | \$66,187 | \$61,645 | (6.9)% | \$71,964 |
| Supplies | \$312,400 | \$25,850 | \$23,374 | (9.6)% | \$287,350 | \$289,331 | 0.7% | \$308,529 |
| Telephone | \$36,800 | \$3,025 | \$3,563 | 17.8% | \$33,775 | \$34,299 | 1.6% | \$38,447 |
| Uniforms | \$25,650 | \$2,129 | \$6,095 | 186.4% | \$24,262 | \$28,085 | 15.8% | \$31,311 |
| Utilities | \$458,000 | \$38,167 | \$36,166 | (5.2)% | \$419,833 | \$393,293 | (6.3)% | \$452,819 |
| Other | \$29,550 | \$2,025 | \$163 | (92.0)% | \$27,825 | \$19,853 | (28.7)% | \$46,110 |
| Total Other Expenses | \$3,617,595 | \$265,404 | \$343,434 | 29.4% | \$3,355,514 | \$3,465,785 | 3.3% | \$4,308,763 |
| TOTAL OPERATING EXPENSES | \$9,081,789 | \$690,886 | \$750,284 | 8.6% | \$8,266,794 | \$7,844,294 | (5.1)% | \$8,956,139 |
| Expansion/Nonoperating Exp. | | | | | | | | |
| Expansion/Nonoperating Exp. \$240,000 | | \$13,750 | \$16,674 | 21.3% | \$226,250 | \$101,605 | (55.1)% | \$263,343 |
| Total Expansion/Nonoperating Exp. \$240,000 | | \$13,750 | \$16,674 | 21.3% | \$226,250 | \$101,605 | (55.1)% | \$263,343 |
| TOTAL EXPENSES | \$9,321,789 | \$704,636 | \$766,958 | 8.8% | \$8,493,044 | \$7,945,899 | (6.4)% | \$9,219,482 |
| BEGINNING FUND BALANCE | \$27,737,148 | \$50,847,688 | \$50,847,688 | 0.0% | \$27,737,148 | \$27,737,148 | 0.0% | \$23,994,011 |
| NET SURPLUS (DEFICIT) | \$1,049,879 | \$131,077 | \$3,276,454 | 2,399.6% | \$846,818 | \$26,386,994 | 3,016.0% | \$3,743,137 |
| ENDING FUND BALANCE | \$28,787,027 | \$50,978,765 | \$54,124,142 | 6.2% | \$28,583,966 | \$54,124,142 | 89.4% | \$27,737,148 |

Footnotes:

- 7/8/14 Finance Committee approved amended budget removing Measure Z Renewal donations of \$100,000 and expenses of \$425,000.

- The amended budget net surplus increased \$325,000. The following additions to the amended budget were discussed and the Finance Committee's decision was to footnote the following expenses increases:

- * Advertising \$100,000
- * Contracted Services \$100,000
- * Depreciation \$2,500 (Capital project of \$50,000)
- * Professional Services \$40,000
- * Repair and Replacement \$30,000
- * Staff Development \$5,700

Measure Z Revenue Summary of Tax Proceeds

| | 2005-2006 | 2006-2007 | 2007-2008 | 2008-2009 | 2009-2010 | 2010-2011 | 2011-2012 | 2012-2013 | 2013-2014 | 2014-2015 |
|--------------|---------------------|---------------------|---------------------|---------------------|--------------------|--------------------|---------------------|---------------------|---------------------|--------------------|
| | Actual | Actual | Actual | Actual | Actual | Actual | Actual | Actual | Actual | Actual |
| July | \$700,400 | \$671,500 | \$819,900 | \$813,500 | \$671,700 | \$659,300 | \$719,800 | \$826,000 | \$903,500 | \$864,900 |
| August | 933,800 | 895,400 | 1,093,200 | 1,084,700 | 885,300 | 857,600 | 921,200 | 1,033,100 | \$1,106,000 | \$1,149,600 |
| September | 764,524 | 1,453,498 | 1,060,279 | 930,087 | 810,940 | 895,691 | 1,057,603 | 1,028,369 | \$1,097,605 | \$1,199,226 |
| October | 705,400 | 679,300 | 853,500 | 792,200 | 678,000 | 677,000 | 694,100 | 850,500 | \$857,400 | \$879,100 |
| November | 940,500 | 1,471,000 | 1,138,000 | 1,056,300 | 743,300 | 879,500 | 878,500 | 1,056,800 | \$1,143,200 | |
| December | 1,324,459 | 1,047,118 | 827,112 | 872,815 | 971,061 | 932,350 | 1,240,028 | 1,083,021 | \$1,076,977 | |
| January | 676,000 | 813,700 | 831,200 | 766,900 | 719,900 | 710,700 | 770,100 | 799,900 | \$836,700 | |
| February | 901,300 | 1,081,800 | 1,108,200 | 841,000 | 944,000 | 919,900 | 978,600 | 1,086,700 | \$1,101,200 | |
| March | 1,319,000 | 905,577 | 762,907 | 959,801 | 628,563 | 821,858 | 1,006,649 | 1,021,734 | \$1,113,584 | |
| April | 678,900 | 748,000 | 699,000 | 652,000 | 594,300 | 618,400 | 716,100 | 846,500 | \$788,000 | |
| May | 905,200 | 997,300 | 932,000 | 860,800 | 847,200 | 876,500 | 897,100 | 1,493,700 | \$1,050,600 | |
| June | 1,113,269 | 900,178 | 1,026,580 | 730,781 | 821,511 | 963,040 | 1,191,689 | 1,015,391 | \$1,139,360 | |
| Total | \$10,962,752 | \$11,664,370 | \$11,151,879 | \$10,360,883 | \$9,315,775 | \$9,811,839 | \$11,071,469 | \$12,141,715 | \$12,214,126 | \$4,092,826 |

Total received from inception \$103,489,488

Fresno Chaffee Zoo
2014 Measure Z Operating Summary
as of November 30, 2014

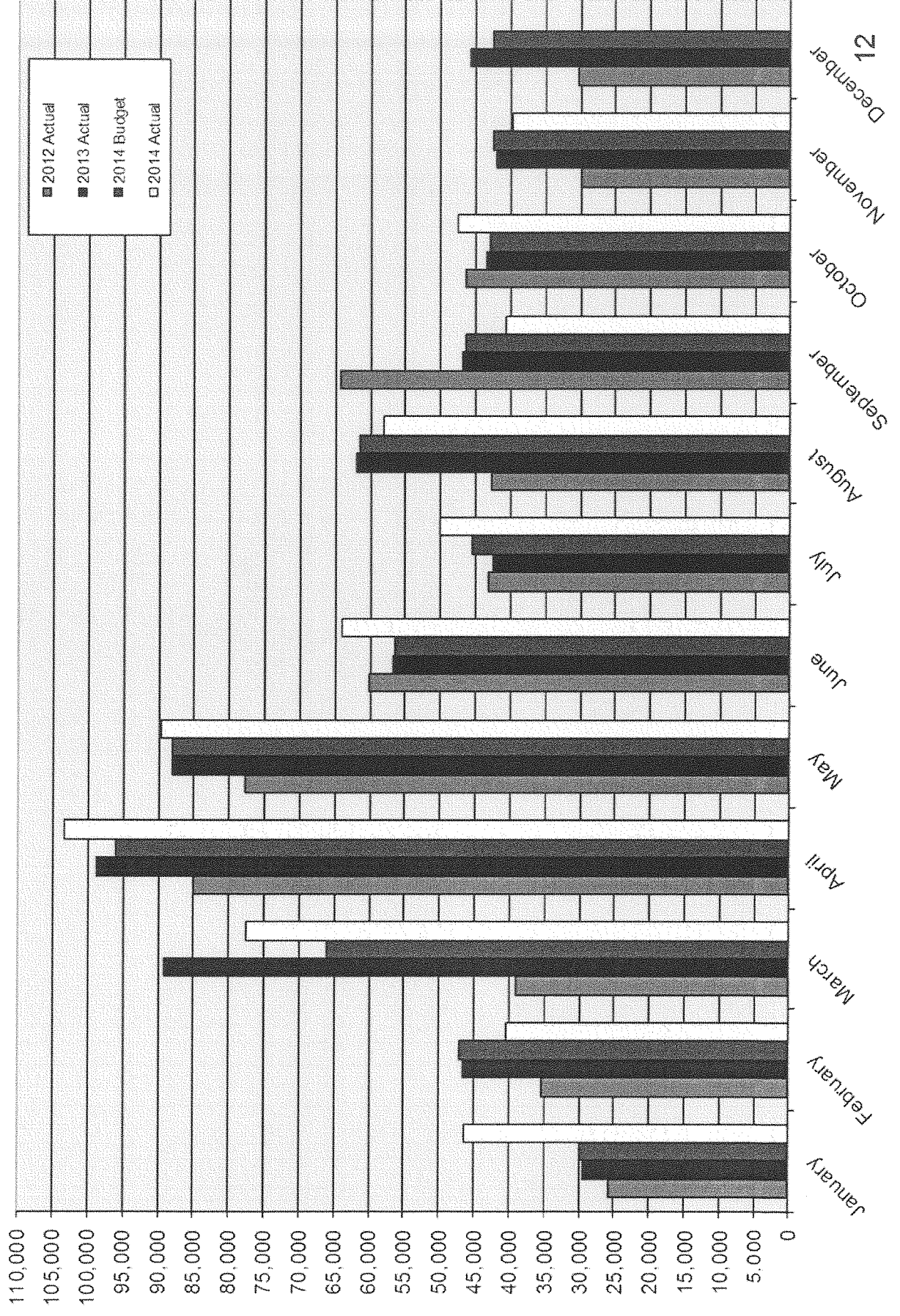
| | 2014 Measure Z <u>Operating Request</u> | <u>YTD Actual</u> |
|-----------------------------|--|-------------------|
| <u>Revenue:</u> | | |
| Measure Z - Operating Funds | \$3,928,683 | \$3,207,820 |
| <u>Expenses:</u> | | |
| Animal Department | \$1,878,286 | \$1,624,820 |
| Education Department | \$758,654 | \$566,132 |
| Maintenance Department | \$656,458 | \$449,984 |
| Visitor Services Department | \$635,165 | \$566,784 |
| Service Charges | <u>\$120</u> | <u>\$100</u> |
| | \$3,928,683 | \$3,207,820 |

* YTD totals based on claims submitted to the Zoo Authority, and excludes accrual of salary and benefits.

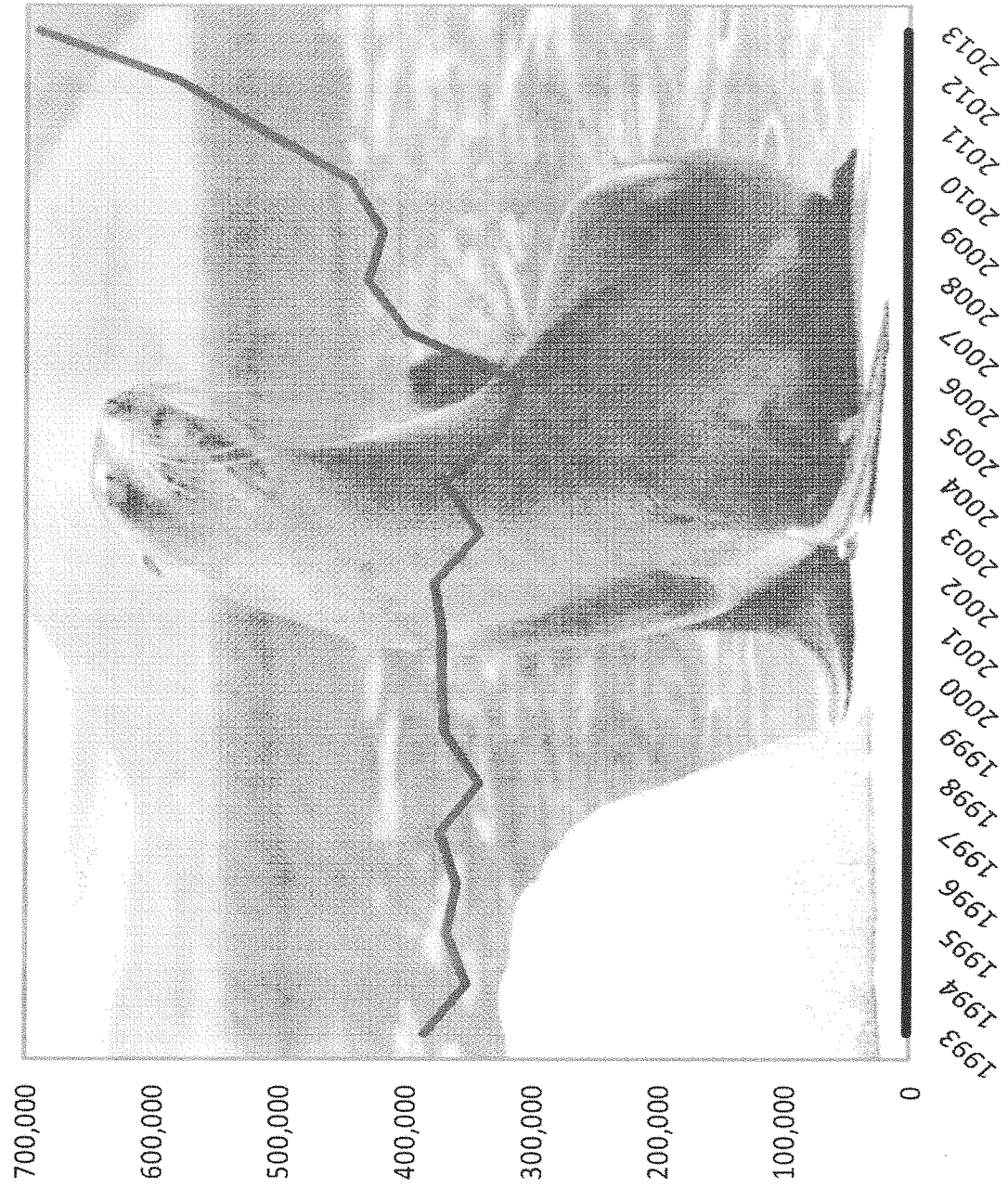
Accounts Receivable as of November 30, 2014

| | |
|---------------------------------------|-------------|
| •Fresno County Zoo Authority | \$4,112,327 |
| •City of Fresno | \$ 154,562 |
| •Sponsorships/Donations | \$ 45,500 |
| •3 rd party concessionaire | \$ 23,778 |

Fresno Chaffee Zoo Attendance Comparison 2012 - 2014



Fresno Chaffee Zoo Attendance Totals



* FCZC assumed management responsibility 2/2006



FY14 December Financial Report

Board of Directors

Discussion of Financial Results

As of December 30, 2014

- **Key Facts & Figures*:**

- The Accounting department is working to close 2014. Not all revenue and expenses are recorded as of this report. 2014 projected earned revenue is 12.5% ahead of budget and projected operating expenses are 4% under budget.
- 2014 attendance was 703,325 compared to 2013 attendance of 691,320.
- 2014 attendance was 6% ahead of budget and 2% ahead of 2013.

* Excludes investment income (unrealized gain/loss on investments), capital fundraising, depreciation and capital expenditures.

Discussion of Financial Results

| | 2013 | |
|---------------------------------------|---------------------|-------------|
| | <u>Audited</u> | |
| Liquid Assets: | | |
| Cash | \$651,296 | |
| Short-term Investments | \$461,765 | |
| Long-term Investments | \$5,103,516 | |
| Endowment/Board Designated | <u>\$3,935,641</u> | |
| | \$10,152,218 | |
| Accounts Receivable: | | \$1,440,307 |
| | | |
| Liabilities | | |
| Accounts Payable | \$1,032,479 | |
| Accrued Liabilities | \$252,745 | |
| Line of Credit | <u>\$0</u> | |
| | \$1,285,224 | |
| Net Assets: | | |
| Unrestricted | \$27,290,162 | |
| Temporarily Restricted | \$399,034 | |
| Permanently Restricted | <u>\$47,952</u> | |
| | \$27,737,148 | |
| Measure Z Balance @ 10/31/2014 | | |
| Operating | | |
| Capital Funds | | |
| | \$5,678,105 | |
| | <u>\$36,568,133</u> | |
| | \$42,246,238 | |

| MTD Attendance | | | | Increase/ Decrease |
|---------------------|-----------|----------|--|-----------------------|
| | 2014 | 2013 | | |
| Attendance | 45,361 | 45,606 | | -1% |
| Paid | 10,281 | 11,559 | | -9% |
| Members | 5,964 | 6,678 | | -11% |
| Group | 575 | 303 | | 89% |
| Other | 28,341 | 27,264 | | 5% |
| Giraffe Feeding | 3,247 | 2,563 | | 27% |
| Capture Rate | 7% | 6% | | 27% |
| Stingray Bay | 4,580 | 4,782 | | -4% |
| Capture Rate | 10% | 10% | | -4% |
| MTD Revenue | | | | Increase/ Decrease |
| | 2014 | 2013 | | |
| Admissions | \$55,844 | \$63,501 | | -12% |
| Per Cap | \$1.23 | \$1.39 | | -12% |
| Giraffe Feeding | \$6,601 | \$5,336 | | 24% |
| Per Cap | \$0.15 | \$0.12 | | 24% |
| Stingray Bay | \$5,336 | \$5,720 | | -3% |
| Per Cap | \$0.12 | \$0.13 | | -3% |
| Membership | \$104,152 | \$77,771 | | 34% |
| Contracted Services | | | | Increase/ Decrease |
| | 2014 | 2013 | | |
| Concessions | \$12,002 | \$10,820 | | 11% |
| Per Cap | \$0.26 | \$0.24 | | 12% |
| Gift Shop | \$18,697 | \$18,022 | | 4% |
| Per Cap | \$0.41 | \$0.40 | | 4% |

| YTD Attendance | | | | Increase/ Decrease |
|---------------------|-------------|-------------|--|-----------------------|
| | 2014 | 2013 | | |
| Attendance | 703,325 | 691,320 | | 2% |
| Paid | 371,843 | 374,580 | | -1% |
| Members | 155,659 | 154,892 | | 0% |
| Group | 74,159 | 66,013 | | 12% |
| Other | 101,664 | 95,835 | | 6% |
| Giraffe Feeding | 86,879 | 76,964 | | 13% |
| Capture Rate | 12% | 11% | | 11% |
| Stingray Bay | 213,629 | 204,765 | | 4% |
| Capture Rate | 30% | 30% | | 3% |
| Winged Wonders | 118,874 | 121,032 | | -2% |
| YTD Revenue | | | | Increase/ Decrease |
| | 2014 | 2013 | | |
| Admissions | \$2,176,348 | \$2,180,254 | | 0% |
| Per Cap | \$3.09 | \$3.15 | | -2% |
| Giraffe Feeding | \$185,635 | \$167,450 | | 11% |
| Per Cap | \$0.26 | \$0.24 | | 9% |
| Stingray Bay | \$284,447 | \$272,757 | | 4% |
| Per Cap | \$0.40 | \$0.39 | | 3% |
| Membership | \$821,458 | \$779,897 | | 5% |
| Contracted Services | | | | Increase/ Decrease |
| | 2014 | 2013 | | |
| Concessions | \$288,513 | \$274,610 | | 5% |
| Per Cap | \$0.41 | \$0.40 | | 3% |
| Gift Shop | \$357,104 | \$350,319 | | 2% |
| Per Cap | \$0.51 | \$0.51 | | 0% |

| 2013 Audited | |
|-----------------|--|
| 691,320 | |
| 374,580 | |
| 154,892 | |
| 66,013 | |
| 95,835 | |
| 76,964 | |
| 11% | |
| 204,765 | |
| 30% | |
| 121,032 | |
| \$2,180,254 | |
| \$3.15 | |
| \$167,450 | |
| \$0.24 | |
| \$272,757 | |
| \$0.39 | |
| \$779,897 | |
| \$274,610 | |
| \$0.40 | |
| \$350,319 | |
| \$0.51 | |

| Key: |
|---------------------------|
| Equal to or ahead of 2013 |
| 2% or less behind 2013 |
| More than 2% behind 2013 |

Fresno's Chaffee Zoo Corporation
Balance Sheet
December 2014

| | FY14 @ 12/30/14 | FY14 @ 11/30/14 | FY13 Audited |
|--|----------------------------|----------------------------|-------------------------|
| ASSETS | | | |
| Cash | \$575,630 | \$236,164 | \$651,296 |
| Short Term Investments | \$52,123 | \$52,123 | \$461,765 |
| Long Term Investments | \$9,372,794 | \$9,464,609 | \$9,039,157 |
| Accounts Receivable | \$3,728,557 | \$4,360,353 | \$1,440,307 |
| Prepaid Expenses | \$137,442 | \$168,049 | \$63,572 |
| Inventory | \$0 | \$0 | \$0 |
| Building, Equipment, Vehicle and Furniture (net) | \$2,896,249 | \$2,844,698 | \$2,504,200 |
| Construction in Progress | \$34,397,796 | \$31,000,383 | \$4,788,109 |
| Exhibits | \$10,073,967 | \$10,073,967 | \$10,073,967 |
| TOTAL ASSETS | \$61,234,556 | \$58,200,346 | \$29,022,372 |
| LIABILITIES AND NET ASSETS | | | |
| Liabilities | | | |
| Accounts Payable/Accrued Liabilities | \$3,579,658 | \$3,792,295 | \$1,285,224 |
| Line of Credit | \$248,085 | \$247,734 | \$0 |
| Total Liabilities | \$3,827,742 | \$4,040,029 | \$1,285,224 |
| Net Assets | | | |
| Fund Balance-Unrestricted | \$56,669,421 | \$53,538,317 | \$27,290,162 |
| Fund Balance-Temporarily Restricted | \$686,962 | \$571,034 | \$399,034 |
| Fund Balance-Permanently Restricted | \$50,431 | \$50,967 | \$17,952 |
| Total Net Assets | \$57,406,814 | \$54,160,317 | \$27,737,148 |
| TOTAL LIABILITIES AND NET ASSETS | \$61,234,556 | \$58,200,346 | \$29,022,372 |

Fresno's Chaffee Zoo Corporation
Income Statement
December 30, 2014

| REVENUE | FY14 Budget | | | Current Month | | Year-to-Date | | | FY13 Audited |
|------------------------------|----------------|-------------------|------------|----------------|-------------------|--------------|--------------|--|--------------|
| | Amended Budget | Actual @ 12/30/14 | Variance | Amended Budget | Actual @ 12/30/14 | Variance | | | |
| Self-Generated Revenue | | | | | | | | | |
| Admissions | \$2,140,785 | \$55,844 | (14.2)% | \$2,140,785 | \$2,176,348 | 1.7% | \$2,180,254 | | |
| Adopt an Animal | \$35,000 | \$7,420 | 64.9% | \$35,000 | \$38,162 | 9.0% | \$36,582 | | |
| Board Designated for Endow | \$50,000 | \$0 | 0.0% | \$50,000 | \$214,838 | 329.7% | \$83,224 | | |
| Education | \$238,600 | \$18,483 | 43.5% | \$238,600 | \$308,087 | 29.1% | \$255,487 | | |
| Food Services | \$266,000 | \$12,002 | (29.4)% | \$266,000 | \$288,513 | 8.5% | \$274,610 | | |
| Gift Shop | \$332,500 | \$18,697 | (12.0)% | \$332,500 | \$357,104 | 7.4% | \$350,319 | | |
| Giraffe Feeding | \$159,600 | \$6,601 | (35.3)% | \$159,600 | \$185,655 | 16.3% | \$167,450 | | |
| Grants Fundraising | \$1,139,000 | \$123,899 | (37.3)% | \$1,139,000 | \$338,192 | (70.3)% | \$231,742 | | |
| Group Event/Facility Rental | \$240,000 | \$32,058 | 612.4% | \$240,000 | \$233,217 | (2.8)% | \$240,221 | | |
| Interest Income | \$275,000 | \$245,473 | 113.5% | \$275,000 | \$418,989 | 52.4% | \$266,594 | | |
| Investment Income | \$0 | (\$336,454) | 0.0% | \$0 | (\$61,179) | 0.0% | \$876,055 | | |
| Membership | \$725,000 | \$104,152 | 73.6% | \$725,000 | \$821,458 | 13.3% | \$779,897 | | |
| Special Events | \$493,100 | \$168,990 | 85.7% | \$493,100 | \$570,940 | 15.8% | \$478,738 | | |
| Stingray Exhibit | \$272,650 | \$5,536 | (66.0)% | \$272,650 | \$284,447 | 4.3% | \$272,757 | | |
| Other | \$55,500 | \$7,582 | 148.6% | \$55,500 | \$56,255 | 1.4% | \$52,055 | | |
| Total Self-Generated Revenue | | | | \$6,422,735 | \$6,231,027 | (3.0)% | \$6,545,985 | | |
| City of Fresno | | | | | | | | | |
| Measure Z-Capital Funds | \$20,250 | \$3,235,043 | 191,606.3% | \$20,250 | \$28,638,638 | 141,325.4% | \$2,821,588 | | |
| Measure Z Operating Funds | \$3,928,683 | \$216,004 | (47.5)% | \$3,928,683 | \$3,423,824 | (12.9)% | \$3,595,046 | | |
| TOTAL REVENUE | | | | \$10,371,668 | \$38,293,488 | 269.2% | \$12,962,619 | | |

Fresno's Chaffee Zoo Corporation

Income Statement

December 30, 2014

| | FY14 Budget | Current Month | | Year-to-Date | | FY13 Audited | | |
|-------------------------------|----------------|-------------------|----------------------|--------------|-------------------|-----------------|----------------------|-------------|
| | | Amended Budget | Actual @ 12/30/14 | Variance | Amended Budget | | Actual @ 12/30/14 | Variance |
| EXPENSES | | | | | | | | |
| OPERATING EXPENSES | | | | | | | | |
| Personnel Expenses | | | | | | | | |
| Administration | \$723,477 | \$84,578 | \$33,557 | (60.3)% | \$723,477 | \$635,516 | (12.2)% | \$610,929 |
| Animal | \$1,878,286 | \$174,256 | \$103,161 | (40.8)% | \$1,878,286 | \$1,719,857 | (8.4)% | \$1,559,921 |
| Education | \$758,654 | \$71,707 | \$40,919 | (42.9)% | \$758,654 | \$589,418 | (22.3)% | \$797,931 |
| Maintenance/Horticulture | \$656,458 | \$74,202 | \$31,828 | (57.1)% | \$656,458 | \$477,430 | (27.3)% | \$457,162 |
| Mem/Dev/Marketing | \$552,625 | \$56,899 | \$33,543 | (41.0)% | \$552,625 | \$452,142 | (18.2)% | \$444,600 |
| Veterinary | \$259,529 | \$30,609 | \$11,425 | (62.7)% | \$259,529 | \$199,320 | (23.2)% | \$218,294 |
| Visitor Services | \$635,165 | \$60,663 | \$40,076 | (33.9)% | \$635,165 | \$598,919 | (5.7)% | \$558,539 |
| Total Personnel Expenses | \$5,464,194 | \$552,914 | \$294,510 | (46.7)% | \$5,464,194 | \$4,672,602 | (14.5)% | \$4,647,376 |
| Other Expenses | | | | | | | | |
| Advertising | \$212,500 | \$19,650 | \$44,406 | 126.0% | \$212,500 | \$285,493 | 34.3% | \$309,678 |
| Animal Services | \$305,400 | \$24,867 | \$42,341 | 70.3% | \$305,400 | \$330,260 | 8.1% | \$331,455 |
| Computer/Software | \$53,000 | \$1,483 | \$6,163 | 315.5% | \$53,000 | \$46,630 | (12.0)% | \$47,008 |
| Conservation | \$65,000 | \$5,417 | \$8,550 | 57.8% | \$65,000 | \$80,053 | 23.2% | \$66,650 |
| Contracted Services | \$454,500 | \$29,254 | \$44,017 | 50.5% | \$454,500 | \$485,320 | 6.8% | \$480,210 |
| Depreciation Expense | \$285,720 | \$23,685 | \$23,189 | (2.1)% | \$285,720 | \$279,196 | (2.3)% | \$759,342 |
| Dues | \$40,630 | \$2,953 | \$98 | (96.7)% | \$40,630 | \$35,840 | (11.8)% | \$33,627 |
| Equipment | \$175,100 | \$25,258 | \$29,722 | 17.7% | \$175,100 | \$164,897 | (5.8)% | \$139,745 |
| Fleet | \$31,900 | \$2,658 | \$1,681 | (36.8)% | \$31,900 | \$19,132 | (40.0)% | \$29,848 |
| Food/Catering | \$127,050 | \$7,867 | \$4,979 | (36.7)% | \$127,050 | \$119,975 | (5.6)% | \$119,838 |
| Insurance | \$142,000 | \$0 | \$0 | 0.0% | \$142,000 | \$150,755 | 6.2% | \$138,967 |
| Miscellaneous Business | \$51,345 | \$3,796 | \$3,205 | (15.6)% | \$51,345 | \$55,469 | 8.0% | \$30,348 |
| Office Supplies | \$25,650 | \$1,979 | \$2,596 | 31.2% | \$25,650 | \$21,819 | (14.9)% | \$27,671 |
| Postage | \$52,845 | \$4,443 | \$1,785 | (59.8)% | \$52,845 | \$45,097 | (14.7)% | \$50,295 |
| Printing | \$139,595 | \$5,878 | \$4,899 | (16.7)% | \$139,595 | \$125,605 | (10.0)% | \$128,511 |
| Professional Services | \$144,000 | \$6,833 | \$32,245 | 371.9% | \$144,000 | \$284,735 | 97.7% | \$185,853 |
| Repairs and Replacements | \$203,000 | \$10,250 | \$20,860 | 103.5% | \$203,000 | \$227,320 | 12.0% | \$285,322 |
| Service/Bank/Credit Card Fees | \$119,360 | \$6,780 | \$5,390 | (20.5)% | \$119,360 | \$124,641 | 4.4% | \$117,360 |
| Signage | \$25,000 | \$2,083 | \$1,680 | (19.4)% | \$25,000 | \$14,044 | (43.8)% | \$40,913 |

Fresno's Chaffee Zoo Corporation
Income Statement
December 30, 2014

| | Current Month | | | Year-to-Date | | |
|---|---------------|----------------|-------------------|--------------|----------------|-------------------|
| | FY14 Budget | Amended Budget | Actual @ 12/30/14 | Variance | Amended Budget | Actual @ 12/30/14 |
| Specialized Services | \$30,350 | \$2,529 | \$2,670 | 5.6% | \$30,350 | \$23,530 |
| Staff Development | \$71,250 | \$5,063 | \$6,833 | 35.0% | \$71,250 | \$68,478 |
| Supplies | \$312,400 | \$25,050 | \$55,556 | 121.8% | \$312,400 | \$344,887 |
| Telephone | \$36,800 | \$3,025 | \$4,403 | 45.5% | \$36,800 | \$38,702 |
| Uniforms | \$25,650 | \$1,388 | \$2,809 | 102.5% | \$25,650 | \$30,894 |
| Utilities | \$458,000 | \$38,167 | \$28,394 | (25.6)% | \$458,000 | \$421,687 |
| Other | \$29,550 | \$1,725 | \$279 | (83.9)% | \$29,550 | \$20,131 |
| Total Other Expenses | \$3,617,595 | \$262,081 | \$378,749 | 44.5% | \$3,617,595 | \$3,844,590 |
| TOTAL OPERATING EXPENSES | \$9,081,789 | \$814,995 | \$673,259 | (17.4)% | \$9,081,789 | \$8,517,192 |
| Expansion/Nonoperating Exp. | | | | | | |
| Expansion/Nonoperating Exp. \$240,000 | | \$13,750 | \$5,025 | (63.5)% | \$240,000 | \$106,630 |
| Total Expansion/Nonoperating Exp. \$240,000 | | \$13,750 | \$5,025 | (63.5)% | \$240,000 | \$106,630 |
| TOTAL EXPENSES | \$9,321,789 | \$828,745 | \$678,284 | (18.2)% | \$9,321,789 | \$8,623,822 |
| BEGINNING FUND BALANCE | \$27,737,148 | \$54,160,317 | \$54,160,317 | 0.0% | \$27,737,148 | \$27,737,148 |
| NET SURPLUS/(DEFICIT) | \$1,049,879 | \$203,060 | \$3,246,497 | 1,498.8% | \$1,049,879 | \$29,669,666 |
| ENDING FUND BALANCE | \$28,787,027 | \$54,363,378 | \$57,406,814 | 5.6% | \$28,787,027 | \$57,406,814 |

Footnotes:

- 7/8/14 Finance Committee approved amended budget removing Measure Z Renewal donations of \$100,000 and expenses of \$425,000.

- The amended budget net surplus increased \$325,000. The following additions to the amended budget were discussed and the Finance Committee's decision was to footnote the following expenses increases:

- * Advertising \$100,000
- * Contracted Services \$40,000
- * Depreciation \$2,500 (Capital project of \$50,000)
- * Professional Services \$100,000
- * Repair and Replacement \$30,000
- * Staff Development \$5,700

Measure Z Revenue Summary of Tax Proceeds

| | 2005-2006 Actual | 2006-2007 Actual | 2007-2008 Actual | 2008-2009 Actual | 2009-2010 Actual | 2010-2011 Actual | 2011-2012 Actual | 2012-2013 Actual | 2013-2014 Actual | 2014-2015 Actual |
|--------------|---------------------|---------------------|---------------------|---------------------|---------------------|---------------------|---------------------|---------------------|---------------------|---------------------|
| July | \$700,400 | \$671,500 | \$819,900 | \$813,500 | \$671,700 | \$659,300 | \$719,800 | \$826,000 | \$903,500 | \$864,900 |
| August | 933,800 | 895,400 | 1,093,200 | 1,084,700 | 885,300 | 857,600 | 921,200 | 1,033,100 | \$1,106,000 | \$1,149,600 |
| September | 764,524 | 1,453,498 | 1,060,279 | 930,087 | 810,940 | 895,691 | 1,057,603 | 1,028,369 | \$1,097,605 | \$1,199,226 |
| October | 705,400 | 679,300 | 853,500 | 792,200 | 678,000 | 677,000 | 694,100 | 850,500 | \$857,400 | \$879,100 |
| November | 940,500 | 1,471,000 | 1,138,000 | 1,056,300 | 743,300 | 879,500 | 878,500 | 1,056,800 | \$1,143,200 | |
| December | 1,324,459 | 1,047,118 | 827,112 | 872,815 | 971,061 | 932,350 | 1,240,028 | 1,083,021 | \$1,076,977 | |
| January | 676,000 | 813,700 | 831,200 | 766,900 | 719,900 | 710,700 | 770,100 | 799,900 | \$836,700 | |
| February | 901,300 | 1,081,800 | 1,108,200 | 841,000 | 944,000 | 919,900 | 978,600 | 1,086,700 | \$1,101,200 | |
| March | 1,319,000 | 905,577 | 762,907 | 959,801 | 628,563 | 821,858 | 1,006,649 | 1,021,734 | \$1,113,584 | |
| April | 678,900 | 748,000 | 699,000 | 652,000 | 594,300 | 618,400 | 716,100 | 846,500 | \$788,000 | |
| May | 905,200 | 997,300 | 932,000 | 860,800 | 847,200 | 876,500 | 897,100 | 1,493,700 | \$1,050,600 | |
| June | 1,113,269 | 900,178 | 1,026,580 | 730,781 | 821,511 | 963,040 | 1,191,689 | 1,015,391 | \$1,139,360 | |
| Total | \$10,962,752 | \$11,664,370 | \$11,151,879 | \$10,360,883 | \$9,315,775 | \$9,811,839 | \$11,071,469 | \$12,141,715 | \$12,214,126 | \$4,092,826 |

Total received from inception \$103,489,488

Fresno Chaffee Zoo
2014 Measure Z Operating Summary
as of December 30, 2014


| | 2014 Measure Z <u>Operating Request</u> | <u>YTD Actual</u> |
|-----------------------------|--|-------------------|
| <u>Revenue:</u> | | |
| Measure Z - Operating Funds | \$3,928,683 | \$3,423,824 |
| <u>Expenses:</u> | | |
| Animal Department | \$1,878,286 | \$1,727,981 |
| Education Department | \$758,654 | \$607,051 |
| Maintenance Department | \$656,458 | \$481,812 |
| Visitor Services Department | \$635,165 | \$606,860 |
| Service Charges | <u>\$120</u> | <u>\$120</u> |
| | \$3,928,683 | \$3,423,824 |

* YTD totals based on claims submitted to the Zoo Authority, and excludes accrual of salary and benefits.

Accounts Receivable as of December 30, 2014

| | |
|--|-------------|
| • Fresno County Zoo Authority | \$3,450,981 |
| • City of Fresno | \$ 154,562 |
| • Sponsorships/Donations | \$ 70,000 |
| • 3 rd party concessionaire | \$ 30,808 |


Fresno Chaffee Zoo Attendance Comparison 2012 - 2014



Fresno Chaffee Zoo Attendance Totals



* FCZC assumed management responsibility 2/2006



DATE: February 25, 2015

TO: Board of Fresno County Zoo Authority

FROM: Catherine Crosby
Zoo Authority Coordinator

RE: 2015 Measure Z Capital Request

RECOMMENDED ACTION:

Approve Fresno Chaffee Zoo's request for Measure Z Capital funds totaling \$310,142 for power and network cabling to the remainder of the Zoo.

FISCAL IMPACT:

The request will increase the 2015 Measure Z Capital Budget of \$23,250 by \$310,142 to \$333,392.

DISCUSSION:

In 2013, the Zoo Authority approved Measure Z funding for the Utility Infra-Structure Upgrades Project (electrical) resulting in 90% of the Zoo's electrical supply being transferred to their own system and metered separately. This project was completed on schedule and budget.

The proposed project includes providing 15kv power and communication networking cabling to the remainder of the Zoo. This request will complete the electrical transference off the PG&E electrical feeds to Roeding Park and provide network cabling to the Veterinary Hospital and Zoo Security Office.

Fresno Chaffee Zoo Corporation Chief Financial Officer Brian Goldman has provided the following executive summary of the project's scope and attached proposals.

Install 15kv primary cabling service from the northwest corner of Africa Adventure to the northeast corner of Sea Lion Cove to a new transformer & switchboard. From there, four new 480V feeder lines branch out to the Reptile Building, Sea Lion Cove Exhibit, Bird Show/Education Buildings and Front Entry & Commissary areas.

BOARD ACTION: DATE _____ APPROVED AS RECOMMENDED _____ OTHER _____

UNANIMOUS _____
HERZOG _____ LYLES _____ SWEARENGIN _____ GRAY _____ STRATFORD _____ TOSTE _____ WATERHOUSE _____

The network cabling will tie the Hospital and Security Office into the existing communication network.

The cost breakdown is as follows:

| | |
|--|---------------------|
| Construction Costs | |
| High Voltage Feeder to Serve Existing Zoo (Attachment C) | \$231,340.00 |
| Remaining Data Network Cabling (Attachment D) | \$24,802.00 |
| Subtotal | \$256,142.00 |
| Testing, Management Equipment Costs | |
| Design Engineer Contract Management | \$4,000.00 |
| Project Management (Attachment E) | \$9,000.00 |
| Testing and Inspections | \$6,000.00 |
| Network Equipment | \$10,000.00 |
| Contingency (10% of Construction Costs) | \$25,000.00 |
| Subtotal | \$54,000.00 |
| Grand Total | \$310,142.00 |

The Zoo's master electrical design was completed in October 2013. The maps (Attachment B) shows the work done to date, and the planned electric and network projects.)

REFERENCE MATERIAL:

| | |
|--------------|--|
| Attachment A | Scope of Work |
| Attachment B | Maps |
| Attachment C | Collins Utility Upgrades Project Proposal |
| Attachment D | Collins Communication Cabling Project Proposal |
| Attachment E | Mathieson Project Management Proposal |

Scope of Work

15Kv and Network Upgrades

February 2015

Power Upgrades

The purpose of the power upgrade is to provide an adequate and reliable power source to the Fresno Chaffee Zoo and to separate the Zoo power metering from the Roeding Park metering.

15Kv cable will be pulled from an existing junction installed during the previous Utility upgrade and run through existing raceways to a location north of the Sea Lion Cove Life Support building. From there the power will be stepped down to 480 volts and the feed the Zoo Entrance, Elephant, Maintenance, Sea Lion Cove, Education, Safari Café and Commissary.

Some new raceways will be added to serve Reptile and the Education building.

Communication Network Upgrade

The purpose of the Communication Network Upgrade is to provide high-speed Zoo wide networking and internet connectivity to Maintenance, Commissary, Orangutan, Security and the Veterinarian Hospital.

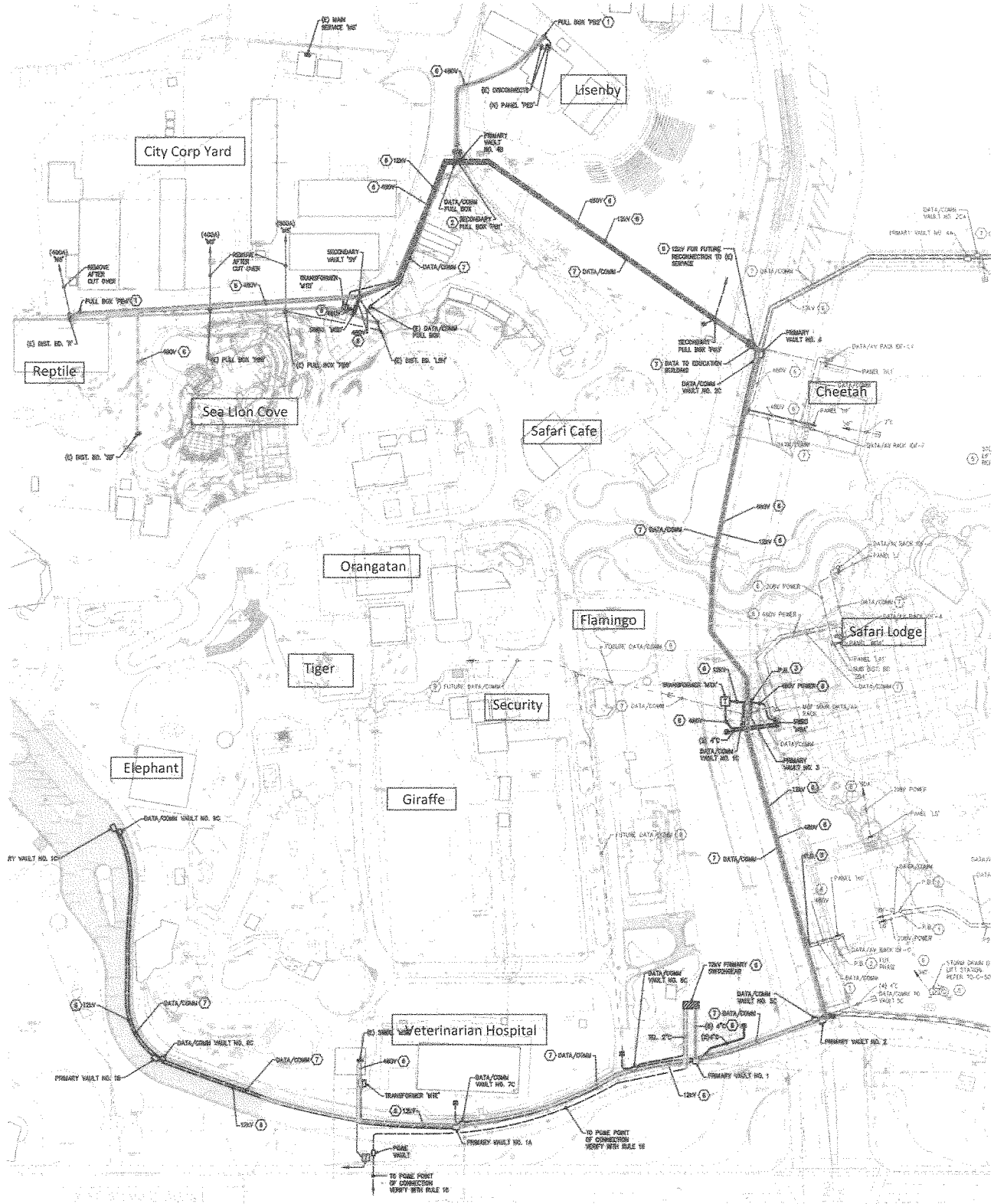
Fiber optic cabling will be pulled through previously installed raceways from the Main Distribution Frame in the Zoo Administration building to the location mentioned above.

Some new raceways will be needed adjacent to the Commissary and Security.

UTILITY UPGRADES TO THE FRESNO CHAFFEE ZOO

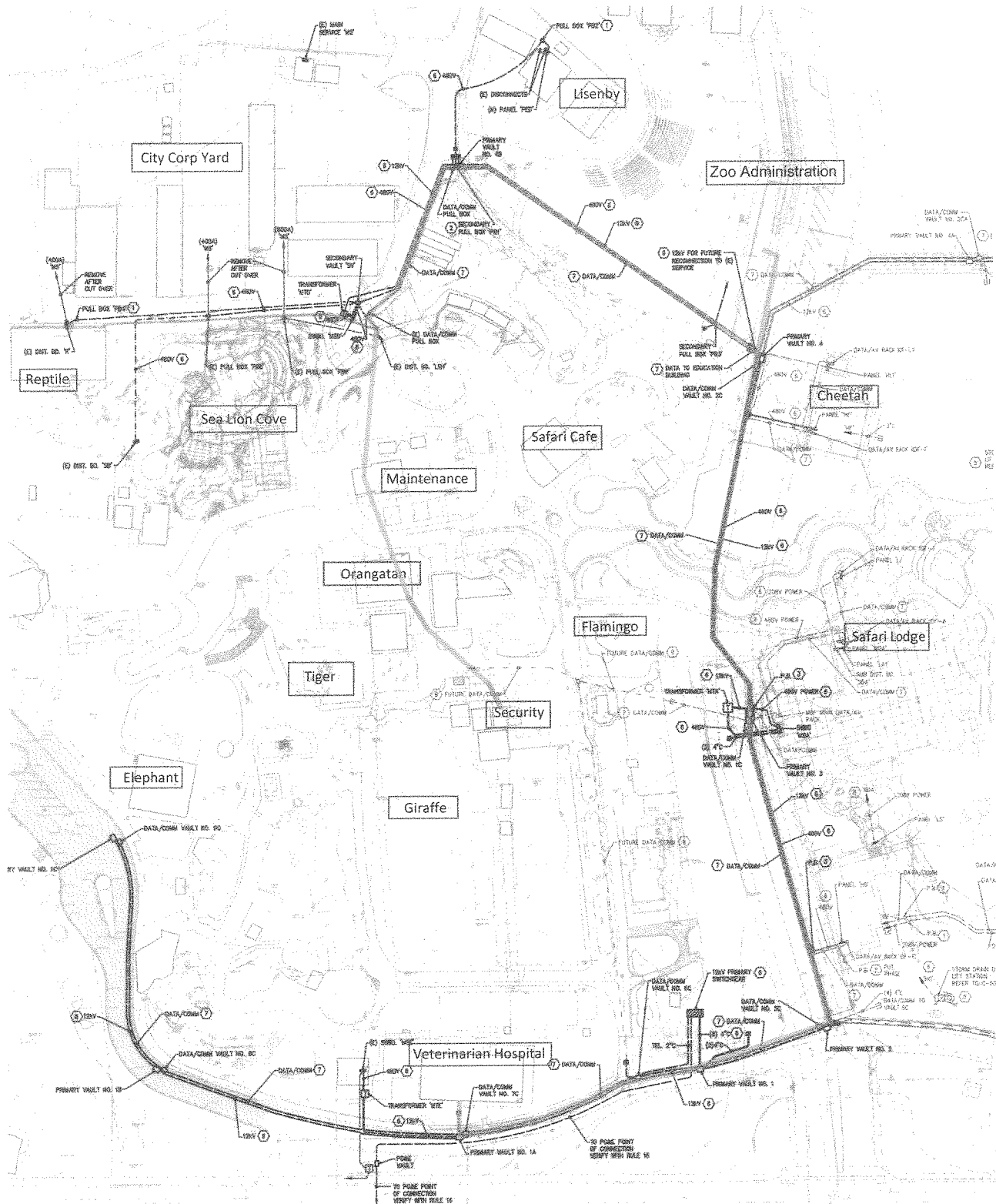
Agenda Item 7 Attachment B

15Kv Power Upgrade



UTILITY UPGRADES TO THE FRESNO CHAFFEE ZOO

Communication Network Upgrade



EXISTING RACEWAY WITH NEW CABLE
NEW RACEWAY AND NEW CABLE

North



D. Project Schedule:

1. Please provide a project schedule Note: Reason for request for schedule of values and CPM is FCZC's fiduciary obligations to Measure-Z, Fresno County Zoo Authority and City of Fresno Leasing Agreement requirements.

E. Attach all Required Documents and initial/date all pages:

PROPOSAL

PROPOSER: Collins Electrical Company, Inc.

Proposals will be emailed received until 1:00:00 P.M. on the 30th day of January 2015 and will be evaluated by February 2, 2015. After evaluation of bids, the proposers will be notified of who the selected low responsive, qualified and best value proposer is and selected proposer will receive the Notice-to-Proceed on February 20, 2015, or there about.

TO: Mark Mathieson

Gentlemen:

The undersigned having examined the Referenced Documents, Specifications, and Drawings entitled

Electrical Utility Upgrades Project

As stated in FCZC's Request for Proposal, Project No 310406.11. (City Permit Nos 13-10873), dated January 20, 2015, which composes the Contract Documents, and having visited the site and examined all conditions affecting the work, hereby proposes and agrees to furnish all operations necessary to complete the entire work, as required by said Contract Documents for the stipulated sum of

Base Bid – Electrical Utility Upgrades Project:

Two Hundred Thirty-One Thousand Three Hundred Forty Dollars (\$231,340.00) DOLLARS.

Alternate No. 01 (Refurbished Transformer):

01a. Not Available at this time _____ < \$ 00.00 _____ > DOLLARS.
(Credit Deduct – May be applied to Base Bid by Owner)

01b. Not Available at this time _____ < Zero _____ > Calendar Days.
(Time Duration Deduct – May be applied from 08-14-15 by Owner)

Fresno Chaffee Zoo – Electrical Utility Upgrades Project
Request for Proposal
Project No. 130406.11 – January 20, 2015

1/6/15
1/24/15



The undersigned agrees, if awarded the Contract, to execute and construct the entire work complete and ready for use, as certified by Work being Energized no later August 14, 2015 after receipt of notice to proceed with work, expected approximately on February 20, 2015. Liquidated Damages is \$250/Calendar Day if Work is not Energized by August 14, 2015.

If awarded the Contract, the undersigned hereby agrees to sign said Contract and furnish necessary bonds (100% performance and 100% payment, etc.), within five days (5) days from the date of selection notification from the FCZC so to do, and begin work within ten (10) days after receipt of notice from the FCZC to proceed with the work.

The undersigned has checked carefully all the above figures and understands that the FCZC will not be responsible for any errors or omissions on the part of the undersigned in making up this bid.

The undersigned hereby certifies that this bid is genuine and not sham or collusive, or made in the interests or on behalf of any person not herein named, and that the undersigned has not directly or indirectly induced or solicited any other bidder to put in a sham bid, or any other person, firm, or corporation to refrain from bidding, and that the undersigned has not in any manner sought by collusion to secure for himself an advantage over any other bidder.

No Bid Bond is required for this Project.

The undersigned acknowledges receipt of the following addenda: 1

SUBMITTED BY (OFFICER):

TITLE: Fresno Branch Manager


WITNESSED BY (OFFICER):

TITLE: Senior Project Manager

PROPOSER:

Collins Electrical Company, Inc.

LICENSE NO: 115427



PROPOSAL

October 2, 2014

Attention: Jon Wheless
Project: Chafee Zoo – Communication Cabling
Temp Office Trailer to Hospital
Maintenance to Security

Dear Jon,

Collins Electrical Company, Inc. is pleased to provide an Electrical quotation for the supply and installation of 25 pair phone cable and 6 strand fiber optic cable as discussed during the project walk on 9/26/14

BASE BID **\$24,802.00**

Labor \$16,378.00
Material \$8,424.00

Including:

1. Supply and install 6 Strand Fiber Optic Cable and 25 pair phone cable in existing raceway from Temporary Zoo Office to Zoo Hospital.
2. Supply and install 6 Strand Fiber Optic Cable and 25 pair phone cable in existing and new raceway from Maintenance to Security.
3. Provide pathway at Maintenance for antenna cable from north-east corner of building to communication backboard.
4. Install conduit on existing building to complete pathway from Maintenance to Security.
5. Find Existing 4 – 4" underground conduits and set concrete boxes at both ends.
6. Install 3 – 1" innerduct in one of the 4" conduits.
7. Install conduit from concrete box to Security.

Excluding:

1. Cable Terminations and testing

Should you have any questions or if we may be of further assistance, please do not hesitate to call (559) 454-8164.

Sincerely,
John Crowley
Collins Electrical Co., Inc.





Mr. Brian Goldman, CFO
Fresno Chaffee Zoo Corporation
894 West Belmont Avenue
Fresno, CA 93728

January 2, 2015

Subject: Electrical Utility Upgrades Project
Project Management Proposal

Dear Mr. Goldman,

To provide project management services to complete the transition of removing Zoo off City's meter and electrical supply services at the north end of the Zoo is \$9,000.00. During of project is from January to August 2015 and Budget for above requested and required work is \$310,142.00.

Executive summary of scope is as follows:

Install 15kv primary cabling service from the northwest corner of Africa Adventure's existing primary power vault through existing conduit to the exterior northeast corner of Sea Lion Cove to a new Transformer & Switchboard and then four new 480V feeder lines branch out to the Reptile Building (400-amp), Sea Lion Cove Exhibit (800-amp), Bird Show/Education Buildings (400-amp) and Front Entry & Commissary areas (400-amp).

The Zoo's master electrical design was completed in October 2013 and City of Fresno permitted with Permit No. 13-10873.

Sincerely,

Mark Owen Mathieson
Project Manager

Cc: JRForrest Construction, Inc.; MMG, LLC

Fresno County Zoo Authority Board

2015 Adopted Meeting Dates


Agenda Item 9

| January | | | | | | | February | | | | | | | March | | | | | | |
|---------|----|----|----|----|----|----|----------|----|----|----|----|----|----|-----------|----|----|----|----|----|----|
| Su | Mo | Tu | We | Th | Fr | Sa | Su | Mo | Tu | We | Th | Fr | Sa | Su | Mo | Tu | We | Th | Fr | Sa |
| | | | | 1 | 2 | 3 | 1 | 2 | 3 | 4 | 5 | 6 | 7 | 1 | 2 | 3 | 4 | 5 | 6 | 7 |
| 4 | 5 | 6 | 7 | 8 | 9 | 10 | 8 | 9 | 10 | 11 | 12 | 13 | 14 | 8 | 9 | 10 | 11 | 12 | 13 | 14 |
| 11 | 12 | 13 | 14 | 15 | 16 | 17 | 15 | 16 | 17 | 18 | 19 | 20 | 21 | 15 | 16 | 17 | 18 | 19 | 20 | 21 |
| 18 | 19 | 20 | 21 | 22 | 23 | 24 | 22 | 23 | 24 | 25 | 26 | 27 | 28 | 22 | 23 | 24 | 25 | 26 | 27 | 28 |
| 25 | 26 | 27 | 28 | 29 | 30 | 31 | | | | | | | | 29 | 30 | 31 | | | | |
| April | | | | | | | May | | | | | | | June | | | | | | |
| Su | Mo | Tu | We | Th | Fr | Sa | Su | Mo | Tu | We | Th | Fr | Sa | Su | Mo | Tu | We | Th | Fr | Sa |
| | | | 1 | 2 | 3 | 4 | | | | | | 1 | 2 | | 1 | 2 | 3 | 4 | 5 | 6 |
| 5 | 6 | 7 | 8 | 9 | 10 | 11 | 3 | 4 | 5 | 6 | 7 | 8 | 9 | 7 | 8 | 9 | 10 | 11 | 12 | 13 |
| 12 | 13 | 14 | 15 | 16 | 17 | 18 | 10 | 11 | 12 | 13 | 14 | 15 | 16 | 14 | 15 | 16 | 17 | 18 | 19 | 20 |
| 19 | 20 | 21 | 22 | 23 | 24 | 25 | 17 | 18 | 19 | 20 | 21 | 22 | 23 | 21 | 22 | 23 | 24 | 25 | 26 | 27 |
| 26 | 27 | 28 | 29 | 30 | | | 24 | 25 | 26 | 27 | 28 | 29 | 30 | 28 | 29 | 30 | | | | |
| | | | | | | | 31 | | | | | | | | | | | | | |
| July | | | | | | | August | | | | | | | September | | | | | | |
| Su | Mo | Tu | We | Th | Fr | Sa | Su | Mo | Tu | We | Th | Fr | Sa | Su | Mo | Tu | We | Th | Fr | Sa |
| | | | 1 | 2 | 3 | 4 | | | | | | | 1 | | | 1 | 2 | 3 | 4 | 5 |
| 5 | 6 | 7 | 8 | 9 | 10 | 11 | 2 | 3 | 4 | 5 | 6 | 7 | 8 | 6 | 7 | 8 | 9 | 10 | 11 | 12 |
| 12 | 13 | 14 | 15 | 16 | 17 | 18 | 9 | 10 | 11 | 12 | 13 | 14 | 15 | 13 | 14 | 15 | 16 | 17 | 18 | 19 |
| 19 | 20 | 21 | 22 | 23 | 24 | 25 | 16 | 17 | 18 | 19 | 20 | 21 | 22 | 20 | 21 | 22 | 23 | 24 | 25 | 26 |
| 26 | 27 | 28 | 29 | 30 | 31 | | 23 | 24 | 25 | 26 | 27 | 28 | 29 | 27 | 28 | 29 | 30 | | | |
| | | | | | | | 30 | 31 | | | | | | | | | | | | |
| October | | | | | | | November | | | | | | | December | | | | | | |
| Su | Mo | Tu | We | Th | Fr | Sa | Su | Mo | Tu | We | Th | Fr | Sa | Su | Mo | Tu | We | Th | Fr | Sa |
| | | | | 1 | 2 | 3 | 1 | 2 | 3 | 4 | 5 | 6 | 7 | | | 1 | 2 | 3 | 4 | 5 |
| 4 | 5 | 6 | 7 | 8 | 9 | 10 | 8 | 9 | 10 | 11 | 12 | 13 | 14 | 6 | 7 | 8 | 9 | 10 | 11 | 12 |
| 11 | 12 | 13 | 14 | 15 | 16 | 17 | 15 | 16 | 17 | 18 | 19 | 20 | 21 | 13 | 14 | 15 | 16 | 17 | 18 | 19 |
| 18 | 19 | 20 | 21 | 22 | 23 | 24 | 22 | 23 | 24 | 25 | 26 | 27 | 28 | 20 | 21 | 22 | 23 | 24 | 25 | 26 |
| 25 | 26 | 27 | 28 | 29 | 30 | 31 | 29 | 30 | | | | | | 27 | 28 | 29 | 30 | 31 | | |

Fresno County Holidays

| | | | | | |
|-------------|------------------------|-------------|----------------------------|-------------|------------------|
| January 1 | New Year's Day | May 25 | Memorial Day | November 11 | Veterans Day |
| January 19 | Martin Luther King Day | July 3 | Independence Day, observed | November 26 | Thanksgiving Day |
| February 16 | Presidents' Day | September 7 | Labor Day | November 27 | County Holiday |
| March 31 | César Chávez Day | | | December 25 | Christmas Day |

Adopted October 29, 2014



2220 Tulare Street • 6th Floor • Fresno, CA 93721
559.600.4305 • www.zooauthority.org • zooauthority@co.fresno.ca.us

FRESNO COUNTY ZOO AUTHORITY

CONFLICT OF INTEREST CODE

Amended December 10, 2014

**Approved by
Fresno County Board of Supervisors
February 10, 2015**

1
2
3
4
5
6
7
8
9
10
11
12
13
14
15
16
17
18
19
20
21
22
23
24
25
26
27
28

BEFORE THE FRESNO COUNTY ZOO AUTHORITY
FRESNO COUNTY, CALIFORNIA

In the matter of) No. 2014-3
Amendment of Standard Conflict of)
Interest Code.)
_____)

Whereas, the Political Reform Act, Government Code section 81000 et seq., requires state and local government agencies to adopt and promulgate conflict of interest codes; and

Whereas, the Fair Political Practices Commission has adopted a regulation, Title 2, California Code of Regulations, section 18730, which contains the terms of a standard conflict of interest code, and which may be amended by the Fair Political Practices Commission after public notices and hearings to conform to amendments to the Political Reform Act; and

Whereas, any local agency may incorporate this standard conflict of interest code, and thereafter need not amend its code to conform to future amendments to the Political Reform Act.

Now therefore be it resolved, that the terms of Title 2, California Code of Regulations, section 18730, and any amendments to it duly adopted by the Fair Political Practices Commission, are hereby incorporated by reference and, along with the attached Exhibits A and B in which officers and employees are designated and disclosure categories are set forth, constitute the conflict of interest code of the Fresno County Zoo Authority.

1
2 Individuals holding designated positions under this code shall file their statements
3 with the Authority, which will retain the statements, and will make the statements available
4 for public inspection and reproduction. (Gov. Code Section 81008.)

5 Upon receipt of the statements for the Authority Board Members, the Authority
6 shall make and retain a copy and forward the original of these statements to the Clerk to the
7 County Board of Supervisors.


8 The provisions of all Conflict of Interest Codes and amendments thereto previously
9 adopted by the Agency are hereby superseded.

10
11 Adopted at a meeting of the Fresno County Zoo Authority, held on the 10th day of
12 December 2014, by the following vote, to wit:


13 Ayes: 7

14 Noes: 0

15 Absent: none

16
17
18 
Peter Herzog, 2014 Chairman

19
20 Attest:

21 
22 Catherine Crosby, Board Coordinator
23
24
25
26
27
28

Fresno County Zoo Authority

Conflict of Interest Code

EXHIBIT "A"
Designated Positions

| <u>Designated Officers and Employees</u> | <u>Category</u> |
|--|-----------------|
| Members of the Board | I, II, III |
| Administrator | I, II, III |
| Coordinator | I, II, III |
| Staff Counsel | I, II, III |
| Staff Treasurer | I, II, III |
| Consultants | * |

*The Administrator may determine in writing that a particular consultant, although a "designated position," is hired to perform a range of duties that is limited in scope and thus is not required to fully comply with the disclosure requirements in this section. Such written determination shall include a description of the consultant's duties and, based upon that description, a statement of the extent of disclosure requirements. The Administrator's determination is a public record and shall be retained for public inspection in the same manner and location as this Conflict of Interest Code.

Fresno County Zoo Authority

Conflict of Interest Code

EXHIBIT "B"

Disclosure Categories

Individuals holding designated positions must report their interests according to their assigned disclosure category(ies).

Disclosure Category I

Interests in real property located within 2 (two) miles of the Fresno Chaffee Zoo, or within 2 (two) miles of any other real property owned or used by Fresno's Chaffee Zoo Corporation. Such interests include any leasehold, beneficial or ownership interest or option to acquire such interest in real property.

Disclosure Category II

All investments, business positions in business entities, and income, including gifts, loans and travel payments from any business entity which within the last two years has done or may foreseeably do business with the Authority to provide goods or services to the Authority.

Disclosure Category III

All investments, business positions in business entities, and income, including gifts, loans and travel payments, from any business entity which within the last two years has done or may foreseeably do business with Fresno's Chaffee Zoo Corporation to provide goods or services to the Zoo.

Record attendance within reach for Fresno Chaffee Zoo, thanks to tiger cubs

By Marc Benjamin

The Fresno Bee December 25, 2014

It was a year marked by new tigers, construction of the future Africa exhibit and fingers crossed over whether voters would renew Measure Z and provide funding for new projects at Fresno Chaffee Zoo.

But by the end of 2014, the four cubs are healthy and nearing their first birthdays, construction on the \$56 million African Adventure is more than halfway done and 72% of voters agreed to keep the tenth-of-a-cent sales tax in place for more zoo projects over the next 10 years.

And, if the weather holds, the zoo could reach a new attendance milestone by exceeding 700,000 visitors in 2014, zoo director Scott Barton said Tuesday. Attendance would grow from last year's record 691,000. As of Tuesday, it stood at 683,000. After 2013, the first year with Sea Lion Cove, Barton said "we actually budgeted attendance to go down because we didn't have new exhibits."

But 2014 was the year of the tigers. Four cubs born in January brought thousands to the zoo after they were allowed into the enclosure as pint-sized cubs in March. They now weigh more than 100 pounds each. There are only about 500 Malayan tigers left in the wild so the births were "a real success, not only locally but nationally and for conservation of the Malayan tigers," Barton said.

In 2015, African Adventure is expected to open in October. The 13-acre African savanna exhibit will include lions, giraffes, elephants, rhinoceros, cheetahs and meerkats in a natural setting.

Barton said it's starting to take shape. "You can definitely see the spaces and imagine what it will look like," he said. When it's done, visitors can sit face to face with lions or on a patio that looks out over a savanna to view the African animals, Barton said. There also will be work done on a new education center and nutrition area for animal feedings.

The new year will kick off with a one-year birthday party for the tiger cubs, Barton said. They were born on Jan. 5. By spring, he said, the zoo will have two more sea lions for Sea Lion Cove.

Last month's passage of Measure Z also will allow zoo officials to begin planning new projects on eight acres. One of the projects will be within the zoo's existing grounds with tigers in an Asian forest setting. Other African Adventure plans include a hippo pool with underwater viewing and an African river exhibit with otters, crocodiles and monkeys.

"The public will start seeing these projects coming almost seamlessly," Barton said. "We don't have to go through master planning or environmental impact reports. Now we get to focus on exhibits and delivering a great zoo."



Contact:
Ciara Norton
Marketing Manager
559-498-5936
559-303-9286
CNorton@fresnochaffeezoo.org

For Immediate Release
January 2, 2015

MALAYAN TIGER CUBS CELEBRATE FIRST BIRTHDAY

Fresno, CA – They grow up so fast! Fresno Chaffee Zoo is thrilled to announce that the four Malayan tiger cubs born on January 5, 2014 are celebrating their first birthday!

Join Zoo staff on Monday, January 5, 2015 at 11 a.m. as we celebrate the cubs' special day. Zookeepers have prepared enrichment activities for all four cubs, so come on out and join the fun as we watch each of the special birthday boys and girls open their very own "presents."

In 2014, Malayan tiger mother, Mek, and father, Paka, welcomed two male cubs (Berani and Cinta) and two female cubs (Arya and Batari). Both parents are part of the AZA's (Association of Zoos & Aquariums) SSP (Species Survival Program). The SSP works to maintain healthy, self-sustaining, genetically diverse captive tiger populations, as a genetic insurance policy for their wild counterparts. In addition, zoos also support tiger conservation and research, both in captivity and in the wild, and work to increase awareness about tigers and their conservations needs.

"I can't believe a year has already passed," said Lyn Myers, assistant curator for mammals at the Zoo. "The birth of such rare tiger cubs was an amazing start to 2014. All four cubs have grown in leaps and bounds and already weigh between 120 and 130 pounds."

Malayan tigers, *Panthera tigris jacksoni*, are only found on the Malay Peninsula and in the southern tip of Thailand. Since there are only approximately 500 Malayan tigers left in the wild, they are considered endangered.

Fresno Chaffee Zoo is open daily at 9 a.m. Closing times vary 4:00 p.m. to 6:00 p.m. by season (subject to change without prior notice) Thanksgiving (9 a.m. – 2 p.m.), and Christmas Day (closed). Visit our website www.fresnochaffeezoo.org for most current hours. General admission during regular Zoo hours is \$7 for adults and \$3.50 for children 2-11 & seniors 62+. Children under 2 and Fresno Chaffee Zoo members are free. Fresno Chaffee Zoo inspires wonder of our natural world, provides an engaging learning environment, and creates a passion for conservation. The Zoo is accredited by the Association of Zoos and Aquariums (AZA).

###



Contact:
Ciara Norton
Marketing Manager
559-498-5936
559-303-9286
CNorton@fresnochaffeezoo.org

For Immediate Release
January 15, 2015

FRESNO CHAFFEE ZOO BREAKS ATTENDANCE RECORD

Fresno, CA – Fresno Chaffee Zoo officials are proud to announce that 2014 was an attendance record-breaking year. In 2014, 703,325 guests visited the Zoo, a 58 percent increase since 2010, which saw 443,251 guests.

Many factors have contributed to the Zoo's drastic attendance growth.

"We're excited to see that the changes made possible by Measure Z are leading to growing attendance for the Zoo each year and African Adventure, opening in the fall, will continue that trend," said Scott Barton, executive director at the Zoo.

New additions at the Zoo, such as the nose-to-nose King Cobra exhibit, Stingray Bay and the national award-winning Sea Lion Cove, are just some of the reasons that attendance has increased.

"Of course, baby tigers certainly added to the excitement about the Zoo," said Barton. The January 5, 2014 birth of four Malayan tiger cubs, an animal that is considered endangered, brought excitement to local families as well as residents from throughout the United States.

In 2014, the Zoo welcomed visitors from all 50 states as well as visitors from 13 countries.

Fresno Chaffee Zoo is open daily at 9 a.m. Closing times vary 4:00 p.m. to 6:00 p.m. by season (subject to change without prior notice) Thanksgiving (9 a.m. – 2 p.m.), and Christmas Day (closed). Visit our website www.fresnochaffeezoo.org for most current hours. General admission during regular Zoo hours is \$7 for adults and \$3.50 for children 2-11 & seniors 62+. Children under 2 and Fresno Chaffee Zoo members are free. Fresno Chaffee Zoo inspires wonder of our natural world, provides an engaging learning environment, and creates a passion for conservation. The Zoo is accredited by the Association of Zoos and Aquariums (AZA).

###



**General Meeting of the Board of Directors
Fresno Chaffee Zoo Education Building
Wednesday, November 12, 2014**

| <u>Board Members Present</u> | <u>Board Members Absent</u> | <u>Public Present</u> | <u>Staff Present</u> |
|---|---|------------------------------|--|
| Bruce Campbell Colin Dougherty Sharon Levy Sheri Manning-Cartwright George Nokes Shari Rainwater Tom Richards Craig Saladino John Valentino | <u>Other</u> <i>Board General Counsel</i> Doug Larsen <i>Audit Firm</i> Moore Grider Company – Kelli Steel | Dotty Doyle Joan Pratt | Scott Barton Lisa Condoian Brian Goldman Laura Martina Sandy Pitts Dan Subaitis |

Meeting called to order at 5:31 p.m.

Discuss and consider minutes: Director Richards made a motion to accept the July 28, 2014 minutes as presented. Director Saladino seconded. All in favor. None opposed. Motion carried.

Chair Report: Board Chair Director Valentino stated he would like to form a special committee to explore options with the Storyland Playland board of trustees. Director Manning-Cartwright made a motion to approve the special committee. Director Richards seconded. All in favor. None opposed. Motion carried. The special committee will be Board Chair Director Valentino, Director Levy and Director Dougherty.

CEO Report: CEO Barton stated attendance is still doing well. CEO Barton stated the African Adventure construction is going well, on schedule and on budget. CEO Barton stated the Children's Water Play area project is on hold for now. CEO Barton stated San Diego Zoo recently visited Fresno Chaffee Zoo and remarked Sea Lion Cove is world class caliber. CEO Barton reviewed the Capital Funding Projects plan with the board.

Committee Reports:

Audit Committee: None

Bylaws Committee: None

Finance Committee: Committee Chair Saladino stated the FY 2015 budget was approved to forward to this board for approval.

Nominating Committee: Committee Chair Richards asked the board for any further nominations for board membership and to forward them to Assistant Board Secretary, Lisa Condoian. Nominating Committee meetings will be Monday November 24th and Monday, December 8th.

Review Financial Report: CFO, Brian Goldman reviewed the current financial report with the board. Director Richards made a motion to accept the financial report. Director Saladino seconded. Call for discussion. None offered. All in favor. None opposed. Motion carried.

Receive Conflict of Interest Code status report: Legal Counsel Doug Larsen stated the Conflict of Interest Code was not approved by the Board of Supervisors as the reviewing body. The code will be resubmitted for approval for the next Board of Supervisors meeting in December.

Review, discuss and consider FY2015 Budget: CFO Brian Goldman reviewed the FY2015 budget with the board. Director Saladino made a motion to approve as presented. Director Dougherty seconded. All in favor. None opposed. Motion carried.

Review, discuss and consider African Adventure Exhibit acquisitions: CEO Barton and CFO Goldman reviewed the African Adventure exhibit acquisitions with the board. Director Manning-Cartwright made a motion to accept as presented. Director Nokes seconded. All in favor. None opposed. Motion carried.



Fresno's Chaffee Zoo Corporation



804 WEST BUCHHEIT AVENUE

Fresno, California 93728

Approval /Ratification of agreements;

Agreement regarding Escrow Agreement for Security Deposits in Lieu of Retention.
Amendment 1 to Agreement regarding Procedures for the Distribution of Tax Revenue.

Closed Session

Pursuant to Government Code section 54956.9(d)(1), the board will hold a closed session to confer with legal counsel with respect to the following cases:

LeRoux v. Fresno's Chaffee Zoo Corporation, Case No. 13 CE CG 02853;
Pasquale v. Fresno's Chaffee Zoo Corp., Case No. 13 CE CG 02398; and
Wright v. Fresno's Chaffee Zoo Corp., Case No. 14 CE CG 00905.

Entered into closed session at 7:09 pm.

Open session resumed at 8:20 pm.

Board Chair Valentino announced:

Joan LeRoux claims she is entitled to documents from the Corporation pursuant to the Public Records Act. Two Superior Court judges ruled against her. Recently, three justices of the Fifth District Court of Appeal ruled against her. We are unaware of any attempt by Ms. LeRoux to request review from the Supreme Court.

Susan Pasquale claims she was a non-exempt employee entitled to overtime compensation. Trial is set for February 4, 2015.

Jodi Wright claims that she was wrongfully terminated from her position in violation of Government Code section 12940. Trial is set for September 28, 2015.

Approval has been given to legal counsel to vigorously defend ZooCorp in each case. Moreover, as there has recently been a change in that the attorney handling the case moved to another firm, the board has agreed to keep the Pasquale and Wright cases with the same law firm.

Public Comment: This time is set-aside for the public to comment on any item within the jurisdiction of the Board, but not appearing on the agenda. Items presented under public comment may not be discussed or acted upon by the Board at this time. For items appearing on the agenda, the public is invited to comment at the time the item is called for consideration by the Board. Any person addressing the Board under public comment will be limited to a 3-minute presentation to insure that all interested parties have an opportunity to speak. Please state your name and address for the record. None offered.

Board questions and comments: Director Nokes inquired about the future for the tiger cubs. CEO Barton stated there were a couple of options available but some of the decisions would be based on the tiger Special Survival Program folks. Director Saladino stated he would like to see more talking points from staff for current zoo topics and projects.

Adjournment: Board Chair Director Valentino adjourned the meeting at 8:21 pm

Respectfully submitted by: Lisa Condoian, Assistant Board Secretary
Fresno Chaffee Zoo Corporation



**General Meeting of the Board of Directors
Fresno Chaffee Zoo Education Building
Wednesday, December 17, 2014**

Board Members Present

Bruce Campbell
Colin Dougherty

Sheri Manning-Cartwright
George Nokes
Shari Rainwater
Tom Richards
Craig Saladino
John Valentino

Board Members Absent

Sharon Levy

Other

Board General Counsel
Doug Larsen

Public Present

Staff Present

Scott Barton
Lisa Condoian
Brian Goldman
Laura Martina
Sandy Pitts

Meeting called to order at 5:31 p.m.

Discuss and consider minutes: Director Richards made a motion to accept the November 12, 2014 minutes as presented. Director Saladino seconded. All in favor. None opposed. Motion carried.

Chair Report: Director Valentino thanked Director Manning-Cartwright for her years of dedication and intellectual service to the board.

CEO Report: CEO Barton stated attendance is still doing well. CEO Barton stated the African Adventure construction site is starting to take shape and definition.

Committee Reports

Audit Committee: None

Bylaws Committee: None

Finance Committee: None

Nominating Committee: Committee Chair Richards presented the nominating committee recommendations for new board members and unfulfilled term for Director Tom Templeton who passed away while serving on the board. Director Richards called for any discussion. The board of directors approved Ms. Chelsea Tweed, Mr. Ed Gonzalez and Mr. Ken Price as new board directors. Director Valentino will fill Director Templeton's remaining term ending in 2016. Directors Tweed, Gonzalez and Price will all serve three (3) year terms.

Mr. Larsen, Board General Counsel reviewed the conflict of interest requirements and updates with the board.

Review Financial Report: CFO, Brian Goldman reviewed the current financial report with the board. Director Richards made a motion to accept the financial report. Director Saladino seconded. Call for discussion. None offered. All in favor. None opposed. Motion carried.


Stephen Guinn of Regency Investments gave the board an updated investment report.

Public Comment: This time is set-aside for the public to comment on any item within the jurisdiction of the Board, but not appearing on the agenda. Items presented under public comment may not be discussed or acted upon by the Board at this time. For items appearing on the agenda, the public is invited to comment at the time the item is called for consideration by the Board. Any person addressing the Board under public comment will be limited to a 3-minute presentation to insure that all interested parties have an opportunity to speak. Please state your name and address for the record. None offered.

Board questions and comments: None.

Adjournment: Board Chair Director Valentino adjourned the meeting at 6:25 pm.

Respectfully submitted by: Lisa Condoian, Assistant Board Secretary
Fresno Chaffee Zoo Corporation



Fresno's Chaffee Zoo Corporation



894 West Belmont Avenue

Fresno, California 93728

FRESNO'S CHAFFEE ZOO CORPORATION
Agenda for Regular Meeting of the Board of Directors
Wednesday, January 28, 2014 at 5:30 pm
Fresno Chaffee Zoo Education Building
Conference Call in from Kauna'oa Drive, Kohala, Hawaii

1. Call to order – 5:30 p.m.
2. Roll Call.
3. Discuss and consider minutes.
4. Chair Report.
5. CEO Report.
6. Discuss and consider Financial Report.
7. Receive Marketing and Development Report.
8. Discuss and consider Committee Reports.
 - Nominating - elect board officers for 2015
9. Review, discuss and consider Storyland Playland.
10. Discuss and consider Service Systems Associates contract extension.
11. Public Comment.

This time is set-aside for the public to comment on any item within the jurisdiction of the Board, but not appearing on the agenda. Items presented under public comment may not be discussed or acted upon by the Board at this time. For items appearing on the agenda, the public is invited to comment at the time the item is called for consideration by the Board. Any person addressing the Board under public comment will be limited to a 3-minute presentation to insure that all interested parties have an opportunity to speak. Please state your name.
12. Board questions and comments.
13. Adjournment.