

FRESNO COUNTY ZOO AUTHORITY

AGENDA – FINAL-REVISED

9:00 AM, Wednesday, September 29, 2021

To Be Held Via Zoom

**Fresno County Employees' Retirement Association
7772 N. Palm Ave.
Fresno, CA 93711
(559) 457-0681**

SPECIAL NOTICE REGARDING PUBLIC PARTICIPATION DUE TO COVID-19

Due to the current Shelter-in-Place Order covering the State of California and Social Distance Guidelines issued by Federal, State, and Local Authorities, the Zoo Authority is implementing the following changes for attendance and public comment at all Board meetings until notified otherwise. The Board room will not be open to the public. Any member of the Zoo Authority Board may participate from a remote location by teleconference.

The meeting will be a Zoom meeting and can be accessed at:

<https://us06web.zoom.us/j/81726934665?pwd=c3ljTjJ5dy9XWkVBbIE5cInMXpZdz09>

Meeting ID: 817 2693 4665

Passcode: 951384

One tap mobile

+16699006833,,81726934665# US (San Jose)

+13462487799,,81726934665# US (Houston)

Dial by your location

+1 669 900 6833 US (San Jose)

+1 346 248 7799 US (Houston)

+1 253 215 8782 US (Tacoma)

+1 301 715 8592 US (Washington DC)

+1 312 626 6799 US (Chicago)

+1 929 436 2866 US (New York)

Meeting ID: 817 2693 4665

Find your local number: <https://us06web.zoom.us/j/81726934665>

Written Comments

- **Members of the public are encouraged to submit written comments to: ZooAuthority@co.fresno.ca.us. Comments should be submitted as soon as possible but not later than 15 minutes before start of meeting. You will need to provide the following information:**
 - **Board Meeting Date**
 - **Item Number**
 - **Comment (please limit to 250 words or less)**
- **Please submit a separate e-mail for each item you are commenting on.**
- **Please be aware that public comments received that do not specify a particular agenda item will be made part of the record of proceedings as a general public comment.**
- **If a written comment is received after the start of the meeting it will be made part of the record of proceedings, provided that such comments are received prior to the end of the Board meeting.**
- **Written comments will be provided to the Board members. Comments received during the meeting may not be distributed to Board members until after the meeting has concluded.**

1. Call to Order

2. Roll Call

3. Approve Agenda

4. Public Comments

This time is made available to receive comments from the public on matters within the Board's jurisdiction that are not on the Agenda. Attention is called to the fact that the Board is prohibited from taking any action on matters that are not on the Agenda. Members of the public are limited to three minutes to speak during Public Comments as well as for each item on the agenda. In order to accurately record the minutes, members of the public are asked to speak only from the podium. Before beginning comments, please state for the record your name and affiliation, if any.

5. Consent Agenda

These matters are routine in nature and are usually approved by a single vote. Prior to action by the Board, the public will be given the opportunity to remove any item from the Consent Calendar. Items removed from the Consent Calendar may be heard immediately following approval of the Consent Calendar.

a. Review and approve minutes of July 28, 2021


b. Review and approve payment of County of Fresno invoice for Professional and Specialized Services in the amount of \$7,345.73 for services through August 2021

c. Receive Treasurer's Reports for July and August 2021

6. Receive Fresno Chaffee Zoo Director's report
 7. Receive Fresno Chaffee Zoo Corporation July 2021 Year-to-Date Financial Report and August 2021 Early Insights
 8. Approve Fresno Chaffee Zoo Corporation's request for Measure Z Capital funds totaling \$65,500 for the design phase of the trickling tower renovation and replacement superstructure along with the chiller addition
 - 8.1 AB 361 discussion and determination whether meeting in person would present imminent risks to the health or safety of attendees
 9. Approve next meeting date
- Dates include:
- Wednesday, October 27, 2021
Wednesday, November 24, 2021
Wednesday, December 29, 2021
10. Receive staff reports
 11. Chair's comments
 12. Board Member comments
 13. Adjourn

All supporting documentation is available for public review in the office of the Fresno County Zoo Authority, 2281 Tulare Street, Room 304, Fresno, 93721, during regular business hours.

For further information, please contact Ronald Alexander, Zoo Authority Coordinator, at 600-1710, email zooauthority@co.fresno.ca.us, or visit www.zooauthority.org. Requests for disability-related modification or accommodation needed in order to participate in the meeting must be made to the Zoo Authority Coordinator no later than 9:00 a.m. on the day prior to the meeting.



FRESNO COUNTY ZOO AUTHORITY

ACTION SUMMARY MINUTES

9:00 AM, Wednesday, July 28, 2021

Meeting held Via Zoom

**Fresno County Employees' Retirement Association
7772 N. Palm Ave.
Fresno, CA 93711
(559) 457-0681**

1. Call to Order
CHAIRMAN TOSTE CALLED THE MEETING TO ORDER AT 9:01 AM
2. Roll Call
A QUORUM WAS PRESENT WITH MEMBERS TOSTE, GARABEDIAN, ROMAN, STRATFORD AND WATERHOUSE PRESENT.
3. Approve Agenda
MEMBER ROMAN MOVED TO ADOPT THE AGENDA. SECONDED BY MEMBER GARABEDIAN. THE MOTION PASSED UNANIMOUSLY.
4. Public Comments
This time is made available to receive comments from the public on matters within the Board's jurisdiction that are not on the Agenda. Attention is called to the fact that the Board is prohibited from taking any action on matters that are not on the Agenda. Members of the public are limited to three minutes to speak during Public Comments as well as for each item on the agenda. In order to accurately record the minutes, members of the public are asked to speak only from the podium. Before beginning comments, please state for the record your name and affiliation, if any.
HELD; NONE RECEIVED.
5. Consent Agenda
These matters are routine in nature and are usually approved by a single vote. Prior to action by the Board, the public will be given the opportunity to remove any item from the Consent Calendar. Items removed from the Consent Calendar may be heard immediately following approval of the Consent Calendar.

- a. Review and approve minutes of June 30, 2021
- b. Review and approve payment of County of Fresno invoice for Professional and Specialized Services in the amount of \$2,232.99 for services through June 2021
- c. Receive Treasurer's Reports for May, June and Quarter ended June 2021

**MEMBER WATERHOUSE MOVED FOR APPROVAL OF THE CONSENT AGENDA ITEMS
SECONDED BY MEMBER ROMAN. THE MOTION PASSED UNANIMOUSLY**

6. Receive Fresno Chaffee Zoo Director's report
RECEIVED. DIRECTOR JON DOHLIN REPORTED ON CURRENT PROJECTS: KINGDOM OF ASIA, ZOOPLEX AND AMBASSADOR ANIMAL COMPLEX.
7. Receive Fresno Chaffee Zoo Corporation May 2021 Year-to-Date Financial Report and June 2021 Early Insights
RECEIVED. INTERIM CFO NORA CROW REPORTED ON MAY 2021 AND JUNE 2021 REVENUES AND EXPENDITURES.
8. Receive Fresno Chaffee Zoo Corporation 2020 Annual Audit from Moss Adams
RECEIVED. ERIN GOLDFARB WITH MOSS ADAMS REVIEWED THE UNQUALIFIED AUDIT REPORT THROUGH DECEMBER 2020 AND REPORTED FINDINGS.
9. Approve Fresno Chaffee Zoo Corporation's request for Measure Z Capital funds totaling \$248,347 for design through construction documents for modifications to the Greater One Horned Rhino Exhibit located within the Kingdoms of Asia Project
MEMBER WATERHOUSE MOVED FOR APPROVAL OF THE FUNDING FOR THE DESIGN THROUGH CONSTRUCTION DOCUMENTS. SECONDED BY MEMBER GARABEDIAN. THE MOTION PASSED UNANIMOUSLY.
10. Approve next meeting date

Dates include:

Wednesday, August 25, 2021
Wednesday, September 29, 2021
Wednesday, October 27, 2021

CHAIRMAN TOSTE MOVED TO CANCEL THE AUGUST 25, 2021 MEETING WITH THE NEXT MEETING TO BE HELD ON SEPTEMBER 29, 2021. MOTION APPROVED BY MEMBER GARABEDIAN. SECONDED BY MEMBER WATERHOUSE. THE MOTION PASSED UNANIMOUSLY.

11. Receive staff reports
HELD; NONE RECEIVED.
12. Chair's comments
CHAIRMAN TOSTE WAS HAPPY WITH OUTCOME OF TODAY'S MEETING.
13. Board Member comments
MEMBER GARABEDIAN ASKED FOR CLARIFICATION OF THE DATE FOR SAFARI NIGHT AND IF IT WOULD BE IN PERSON. DIRECTOR JON DOHLIN REPORTED THAT SAFARI NIGHT WAS SCHEDULED FOR SEPTEMBER 17, 2021 AND WOULD BE OPEN.

14. Adjourn

**THERE BEING NO FURTHER BUSINESS BEFORE THE BOARD, CHAIRMAN TOSTE
ADJOURNED THE MEETING AT 10:10 AM.**

All supporting documentation is available for public review in the office of the Fresno County Zoo Authority, 2281 Tulare Street, Room 304, Fresno, 93721, during regular business hours.

For further information, please contact Ronald Alexander, Zoo Authority Coordinator, at 600-1710, email zooauthority@co.fresno.ca.us, or visit www.zooauthority.org. Requests for disability-related modification or accommodation needed in order to participate in the meeting must be made to the Zoo Authority Coordinator no later than 9:00 a.m. on the day prior to the meeting.



Invoice for Professional Services in Support of the Zoo Authority
Billing Hours and Expenses through August 2021

Invoice Number
01-ZOO-92921

September 29, 2021

TO: Zoo Authority Board
c/o County of Fresno
2281 Tulare St. Room 304
Fresno, CA 93721

Department / Title	Hours	Rates	Cost
ACTTC FR&A			
Accounting & Finance Div Chief	1.25	\$92.49	\$115.61
Accounting & Finance Manager	12.19	\$91.80	\$1,119.03
Accountant II	17.95	\$74.80	\$1,342.66
Accountant I		\$62.78	\$0.00
Account Clerk I	84.50	\$48.46	\$4,094.87
Account Clerk II		\$56.16	\$0.00
County Counsel			
Deputy County Counsel	3.80	\$150.00	\$570.00
Clerk of the Board of Supervisor			
Deputy Clerk	1.50	\$69.04	\$103.56
CAO			
Board Coordinator		\$130.52	\$0.00
Professional Services Total	121.19		\$7,345.73
Office Expense Total			\$0.00
Invoice Total			\$7,345.73



Invoice

Invoice Date	Invoice Number	Due Date
8/9/2021	2244	9/9/2021
MAKE YOUR REMITTANCE PAYABLE TO: FRESNO COUNTY TREASURER		
AND SEND IT TO THE FOLLOWING ADDRESS: Oscar J. Garcia, CPA AUDITOR-CONTROLLER/TREASURER TAX COLLECTOR - ADMINISTRATION DIVISION PO BOX 1247 FRESNO, CA 93715-1247		

PLEASE INCLUDE THE INVOICE NUMBER ON YOUR CHECK OR MONEY ORDER

DESCRIPTION		AMOUNT
ACTTC FR&A (04100300)		
Project Code:	9810ACCT	
FR&A Accounting Services for pay period ending	7/11/2021	\$ 2,027.57
FR&A Accounting Services for pay period ending	7/25/2021	\$ 1,623.28
CURRENT AMOUNT DUE		
Total Balance Due		\$ 3,650.85



Invoice

Invoice Date	Invoice Number	Due Date
9/2/2021	2260	10/2/2021
MAKE YOUR REMITTANCE PAYABLE TO: FRESNO COUNTY TREASURER		
AND SEND IT TO THE FOLLOWING ADDRESS: Oscar J. Garcia, CPA AUDITOR-CONTROLLER/TREASURER TAX COLLECTOR - ADMINISTRATION DIVISION PO BOX 1247 FRESNO, CA 93715-1247		

PLEASE INCLUDE THE INVOICE NUMBER ON YOUR CHECK OR MONEY ORDER

[illegible]

Statement

Date: August 31, 2021

Invoice # 22-02

FRESNO COUNTY COUNSEL
2220 Tulare Street, Suite 500
Fresno, CA 93721

Bill to: Zoo Authority
VIA Email to Ron Alexander

Comments:

Date	Description	Balance	Amount	
8/31/21	Invoice# 22-02 Billing for Professional Services for 7/26/21-8/22/21		\$	420.00
	PAST DUE:			
8/5/21	Invoice# 22-01 Billing for Professional Services for 6/28/21-7/25/21		\$	150.00
	PLEASE EMAIL COPY OF JV TO jmontoya@fresnocountyca.gov			
Current	1-30 Days Past Due	31-60 Days Past Due	61-90 Days Past Due	Over 90 Days Past Due
				Amount Due
\$570.00				\$570.00

Remittance	
Invoice #	22-02
Date	
Amount Due	\$570.00
Amount Enclosed	

Make all checks payable to Fresno County Counsel
2220 Tulare Street, Suite 500, Fresno, CA 93721 Ph# 559/600-3479

Clerk of the Board of Supervisors

2281 Tulare Street
Hall of Records, Room 301
Fresno, CA 93721
Phone (559) 600-3529 Fax (559) 600-1608

INVOICE

DATE : JULY 28, 2021

TO:
Fresno Zoo Authority
2281 Tulare St. Rm 304
Fresno, CA 93721

QUANTITY	DESCRIPTION	UNIT PRICE	TOTAL
1	Preparation of the July 28, 2021 Zoo Authority minutes (1.5 hours)	69.04	103.56
TOTAL DUE			\$ 103.56

Make all checks payable to Fresno County – Clerk of the Board of Supervisors
If you have any questions concerning this invoice, contact Bernice Seidel, 600-3529

PLEASE RETURN COPY WITH PAYMENT. THANK YOU.

AGENDA ITEM 5C



Fresno County Zoo Authority Treasurer's Report Unaudited Cash Basis For the Month Ended July 31, 2021

Summary of Measure Z Proceeds			
Tax Proceeds Received:			
-	Measure Z - Sales Tax Proceeds	\$	2,124,573.51
	Total Proceeds Received:	\$	2,124,573.51
Tax Proceeds Allocated:			
-	Allocation to Zoo Authority Fund (2%)	\$	42,491.47
-	Allocation to Trust Fund for Operations and Capital Projects (98%)		2,082,082.04
	Total Proceed Allocations	\$	2,124,573.51
Cash Balance by Fund			
Zoo Authority Fund	>> Administrative Fund	2%	
	Beginning Cash Balance	\$	2,315,779.63
Receipts:	- Measure Z Sales Tax Proceeds		42,491.47
Disbursements:	- Interest Received		705.85
	- PeopleSoft Financial Charges		(41.80)
	Net Increase/(Decrease) to Cash		43,155.52
	Ending Cash Balance - Zoo Authority Administrative Fund	\$	2,358,935.15
Trust Fund for FCZC Operations and Capital Projects			
	Beginning Cash Balance	\$	45,355,744.63
	>>> Operations Fund		
	Beginning Cash Balance		7,121,437.41
Receipts:	- Measure Z Sales Tax Proceeds		694,027.35
Disbursements:	- Interest Received		1,951.27
	- FCZC Operations Claim #2021-05		(85,827.37)
	- Wire Fees		(20.00)
	Net Increase/(Decrease) to Cash		610,131.25
	Ending Cash Balance - Available for Operations	\$	7,731,568.66
	>>> Capital Facilities Project Fund		
	Beginning Cash Balance	\$	38,234,307.22
Receipts:	- Measure Z Sales Tax Proceeds		1,388,054.69
Disbursements:	- Interest Received		12,681.48
	- FCZC Capital Claim #2021-05C		(2,529,578.58)
	Net Increase/(Decrease) to Cash		(1,128,842.41)
	Ending Cash Balance - Available for Capital Projects		37,105,464.81
	Ending Balance Available for Operations and Capital Projects	\$	44,837,033.47
	Total Interest Received During the Month		15,338.60

By Staff _____

Date _____

Accepted _____

Date _____

* Interest receipts are recorded in the month received rather than in the month earned and were calculated on an annual percentage rate of 1.398 as of June 30, 2021.



Fresno County Zoo Authority

SUMMARY OF MEASURE Z SALES TAX PROCEEDS

	PRIOR FISCAL YEARS			CURRENT FISCAL YEAR			
	2018-2019 ACTUAL TAX RECEIPTS	2019-2020 ACTUAL TAX RECEIPTS	2020-21 ACTUAL TAX RECEIPTS	BUDGETED TAX RECEIPTS	2021-22 ACTUAL TAX RECEIPTS	BUDGET TO ACTUAL VARIANCE	
July	\$ 1,227,435	\$ 1,436,673	\$ 1,493,025.00	\$ 1,537,816	\$ 2,124,574	\$ 586,758	38.16%
August	928,052	1,123,640	1,669,386	1,619,304			
September	1,171,132	1,367,439	1,417,789	1,403,611			
October	1,619,199	1,571,111	1,609,453	1,657,737			
November	1,531,072	1,073,344	1,437,716	1,480,847			
December	1,392,262	1,194,027	1,302,722	1,289,695			
January	1,345,542	1,263,406	1,388,858	1,430,524			
February	1,118,789	1,707,967	1,728,158	1,710,876			
March	1,327,543	1,063,584	1,292,553	1,279,627			
April	1,318,821	1,031,402	1,513,199	1,558,595			
May	868,850	989,444	1,632,214	1,049,701			
June	1,263,124	1,105,857	1,682,042	1,128,085			
Total	\$ 15,111,821	\$ 14,927,894	\$ 18,167,115.00	\$ 17,146,418			

TOTAL MEASURE Z PROCEEDS FROM INCEPTION \$ 183,364,025



Fresno County Zoo Authority
Treasurer's Report
Unaudited Cash Basis
For the Month Ended July 31, 2021

Summary of Quarterly Interest Receipts											
Fund	Subclass	Description	1st Quarter		2nd Quarter		3rd Quarter		4th Quarter		Total Interest
			1st Alloc.	2nd Alloc.	1st Alloc.	2nd Alloc.	1st Alloc.	2nd Alloc.	1st Alloc.	2nd Alloc.	
Date Received			7/20/2021								
4845	10000	Zoo Authority	705.85	-	-	-	-	-	-	-	\$ 705.85
4850	10000	FCZC - Operations	1,951.27	-	-	-	-	-	-	-	\$ 1,951.27
4850	42700	FCZC - CP	12,681.48	-	-	-	-	-	-	-	\$ 12,681.48
Total			\$ 15,338.60	\$ -	\$ -	\$ -	\$ -	\$ -	\$ -	\$ -	\$ 15,338.60
For Fiscal Year Ending June 30, 2022											



**Fresno County Zoo Authority
Capital Projects Fund Cash Flow
For the Month Ended July 31, 2021**

Cash Balance as of 07/31/21 **\$ 37,105,465**

DEDUCTIONS (earmarked projects, FY21-22 expenditures paid through claim 2021-05C):

Zooplex Construction - June 2020	6,785,516
Ambassador Animal building Construction - June 2020	295,724
Asia Construction -July 2020	23,893,424
Warthog Exhibit - May 2018	189,440
South Corridor Infrastructure - February 2018	153,170
Asian Design - December 2017	1,150,795
Zooplex Design- August 2017	272,938
Ambassador Animal Building Design - August 2017	27,534
Water Play Area - January 2017	92,260
African River - June 2016	2,830,350
Dino Dig Expansion - June 2016	154,220

Total Deductions:	<u>\$ (35,845,371)</u>
--------------------------	-------------------------------

TOTAL:	<u><u>\$ 1,260,094</u></u>
---------------	-----------------------------------



**Fresno County Zoo Authority
Operations Fund Cash Flow
For the Month Ended July 31, 2021**

Cash Balance as of 07/31/21 **\$ 7,731,569**

DEDUCTIONS (Remaining budgets, paid through claim 2021-05):

Marketing	440
Animal	2,135,320
Veterinary	257,900
Utilities	369,790
Animal Feed	222,307
Interest/Bank Charges	(20)
Maintenance-General Equipment	24,307
Maint.-Water/Water Standby	51,784
Visitor Services	414,000
Maintenance	419,000
Education	386,000
Medical, Dental & Lab Supplies	36,174

Total Deductions: \$ (4,317,002)

TOTAL: \$ 3,414,567



**Fresno County Zoo Authority
Administration Fund Cash Flow
For the Month Ended July 31, 2021**

Cash Balance as of 07/31/21 **\$ 2,358,935**

DEDUCTIONS

(FY 21-22 Remaining budgets, paid through claim ZA Claim July 2021):

Telephone Charges	250
Memberships	500
Office Expense	6,000
Postage	1,000
PeopleSoft Financials Charges	800
Professional & Specialized Ser	118,908
Data Processing Services	1,500
Publications & Legal Notices	500
Trans, Travel & Education	2,500

Total Deductions:	\$ (131,958)
--------------------------	---------------------

TOTAL:	\$ 2,226,977
---------------	---------------------



**Fresno County Zoo Authority
Treasurer's Report
Unaudited Cash Basis
For the Month Ended August 31, 2021**

Summary of Measure Z Proceeds			
Tax Proceeds Received:			
-	Measure Z - Sales Tax Proceeds	\$	1,637,692.28
	Total Proceeds Received:	\$	1,637,692.28
Tax Proceeds Allocated:			
-	Allocation to Zoo Authority Fund (2%)		32,753.85
-	Allocation to Trust Fund for Operations and Capital Projects (98%)		1,604,938.43
	Total Proceed Allocations	\$	1,637,692.28
Cash Balance by Fund			
Zoo Authority Fund >> Administrative Fund 2%			
	Beginning Cash Balance	\$	2,358,935.15
Receipts:	- Measure Z Sales Tax Proceeds		32,753.85
Disbursements:	- PeopleSoft Financial Charges		(65.27)
	- ZA Claim period ending 06/30/2021		(2,232.99)
	Net Increase/(Decrease) to Cash		30,455.59
	Ending Cash Balance - Zoo Authority Administrative Fund	\$	2,389,390.74
Trust Fund for FCZC Operations and Capital Projects 98%			
	Beginning Cash Balance	\$	44,837,033.47
>>> Operations Fund			
	Beginning Cash Balance		7,731,568.66
Receipts:	- Measure Z Sales Tax Proceeds		534,979.48
Disbursements:	- FCZC Operations Claim #2021-06		(22,291.45)
	- Wire Fees		(20.00)
	Net Increase/(Decrease) to Cash		512,668.03
	Ending Cash Balance - Available for Operations	\$	8,244,236.69
>>> Capital Facilities Project Fund			
	Beginning Cash Balance	\$	37,105,464.81
Receipts:	- Measure Z Sales Tax Proceeds		1,069,958.95
Disbursements:	- FCZC Capital Claim #2021-06C		(1,972,340.15)
	Net Increase/(Decrease) to Cash		(902,381.20)
	Ending Cash Balance - Available for Capital Projects		36,203,083.61
	Ending Balance Available for Operations and Capital Projects	\$	44,447,320.30

By Staff _____

Date _____

Accepted _____

Date _____

* Interest receipts are recorded in the month received rather than in the month earned and were calculated on an annual percent of 1.987 as of June 30, 2021.



Fresno County Zoo Authority

SUMMARY OF MEASURE Z SALES TAX PROCEEDS

	PRIOR FISCAL YEARS			CURRENT FISCAL YEAR			
	2018-2019	2019-2020	2020-21	2021-22			
	ACTUAL TAX RECEIPTS	ACTUAL TAX RECEIPTS	ACTUAL TAX RECEIPTS	BUDGETED TAX RECEIPTS	ACTUAL TAX RECEIPTS	BUDGET TO ACTUAL VARIANCE	
July	\$ 1,227,435	\$ 1,436,673	1,493,025	\$ 1,537,816	\$ 2,124,574	\$ 586,758	38.16%
August	928,052	1,123,640	1,669,386	1,619,304	1,637,692	18,388	1.14%
September	1,171,132	1,367,439	1,417,789	1,403,611			
October	1,619,199	1,571,111	1,609,453	1,657,737			
November	1,531,072	1,073,344	1,437,716	1,480,847			
December	1,392,262	1,194,027	1,302,722	1,289,695			
January	1,345,542	1,263,406	1,388,858	1,430,524			
February	1,118,789	1,707,967	1,728,158	1,710,876			
March	1,327,543	1,063,584	1,292,553	1,279,627			
April	1,318,821	1,031,402	1,513,199	1,558,595			
May	868,850	989,444	1,632,214	1,049,701			
June	1,263,124	1,105,857	1,682,042	1,128,085			
Total	<u>\$ 15,111,821</u>	<u>\$ 14,927,894</u>	<u>18,167,115</u>	<u>\$ 17,146,418</u>	<u>\$ 3,762,266</u>	<u>\$ 605,146</u>	<u>3.53%</u>

TOTAL MEASURE Z PROCEEDS FROM INCEPTION \$ 205,293,406



Fresno County Zoo Authority
Treasurer's Report
Unaudited Cash Basis
For the Month Ended August 31, 2021

Summary of Quarterly Interest Receipts											
Fund	Subclass	Description	1st Quarter		2nd Quarter		3rd Quarter		4th Quarter		Total Interest
			1st Alloc.	2nd Alloc.	1st Alloc.	2nd Alloc.	1st Alloc.	2nd Alloc.	1st Alloc.	2nd Alloc.	
Date Received			7/20/2021								
4845	10000	Zoo Authority	705.85	-	-	-	-	-	-	-	\$ 705.85
4850	10000	FCZC - Operations	1,951.27	-	-	-	-	-	-	-	\$ 1,951.27
4850	42700	FCZC - CP	12,681.48	-	-	-	-	-	-	-	\$ 12,681.48
Total			\$ 15,338.60	\$ -	\$ -	\$ -	\$ -	\$ -	\$ -	\$ -	\$ 15,338.60
For Fiscal Year Ending June 30, 2022											



**Fresno County Zoo Authority
Capital Projects Fund Cash Flow
For the Month Ended August 31, 2021**

Cash Balance as of 08/31/21 **\$ 36,203,084**

DEDUCTIONS (earmarked projects, FY21-22 expenditures paid through claim 2021-06C):

Zooplex Construction - June 2020	6,430,112
Ambassador Animal building Construction - June 2020	280,312
Asia Construction -July 2020	22,364,677
Warthog Exhibit - May 2018	189,440
South Corridor Infrastructure - February 2018	153,170
Asia Design - December 2017	1,100,226
Zooplex Design- August 2017	252,387
Ambassador Animal Building Design - August 2017	25,878
Water Play Area - January 2017	92,260
African River - June 2016	2,830,350
Dino Dig Expansion - June 2016	154,220

Total Deductions:

\$ (33,873,032)

TOTAL:

\$ 2,330,052



**Fresno County Zoo Authority
Operations Fund Cash Flow
For the Month Ended August 31, 2021**

Cash Balance as of 08/31/21 **\$ 8,244,237**

DEDUCTIONS (Remaining budgets, paid through claim 2021-06):

Marketing	440
Animal	2,135,320
Veterinary	257,900
Utilities	369,790
Animal Feed	212,025
Interest/Bank Charges	(40)
Maintenance-General Equipment	22,193
Maint.-Water/Water Standby	46,294
Visitor Services	414,000
Maintenance	419,000
Education	386,000
Medical, Dental & Lab Supplies	31,769

Total Deductions: \$ (4,294,691)

TOTAL: \$ 3,949,546



**Fresno County Zoo Authority
Administration Fund Cash Flow
For the Month Ended August 31, 2021**

Cash Balance as of 08/31/21 **\$ 2,389,391**

DEDUCTIONS

(FY 21-22 Remaining budgets, paid through claim ZA Claim August 2021):

Telephone Charges	250
Memberships	500
Office Expense	6,000
Postage	1,000
PeopleSoft Financials Charges	735
Professional & Specialized Ser	116,675
Data Processing Services	1,500
Publications & Legal Notices	500
Trans, Travel & Education	2,500

Total Deductions:	<u><u>\$ (129,660)</u></u>
--------------------------	----------------------------

TOTAL:	<u><u>\$ 2,259,731</u></u>
---------------	----------------------------



AGENDA ITEM 6

DATE: September 29, 2021

TO: Fresno County Zoo Authority Board

FROM: Jon Forrest Dohlin, Chief Executive Officer
Fresno Chaffee Zoo Corporation

SUBJECT: Zoo Director's Report

RECOMMENDED ACTION:

Receive Fresno Chaffee Zoo Director's report.



AGENDA ITEM 7

DATE: September 29, 2021

TO: Fresno County Zoo Authority Board

FROM: Nora Crow, Contracted Chief Financial Officer
Fresno Chaffee Zoo Corporation

SUBJECT: July 2021 Year-to-Date Financial Report

RECOMMENDED ACTION:

Receive Fresno Chaffee Zoo Corporation July 2021 Year-to-Date Financial Report and August 2021 Early Insights

ATTACHMENTS:

July 2021 Financial Report



Financial Report

July 2021 YTD
August 2021 Early Insights

Summary

July 2021

Key Takeaway: Zoo was open with no COVID-19 restrictions effective 6/15/21; As was indicated at start of Q2, there seems to be a waning trend in attendance; Special Events has suffered over the first half of the year due to COVID cancellations, expect to pick up ground as we come into the second half of the year

- \$9,463,931 self-generated revenue YTD (32% above budget)
- \$9,530,366 total expenses (5% below budget)
- \$66,434 operating deficit (less than budgeted deficit of \$2,834,236)
- \$1,547,316 operating surplus with Measure Z support (582% of budget surplus)
- **\$18,413,080 net surplus – MZ Capital Funds, Depreciation, Investment Income/Interest, PPP1 Forgiveness**

August 2021 Key Notes:

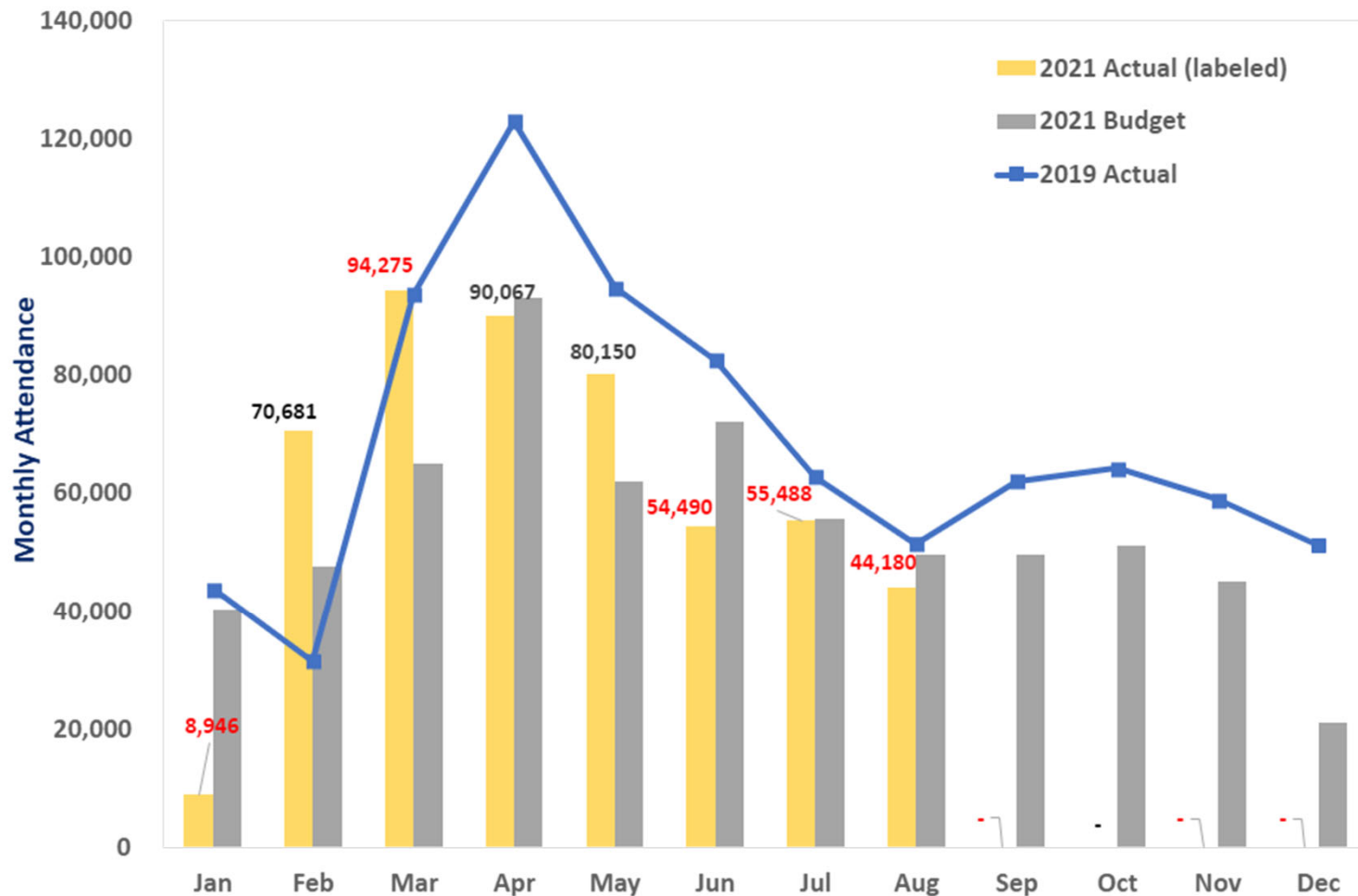
- PPP2 covered period ending the last week of August. Will be submitting forgiveness application in late September or early October. Anticipating full forgiveness of the \$1.853M loan.
- Kicked off our 2022 annual budget planning and 2021 accreditation internal assessment
- Monthly attendance was approximately 89% of budget (44,180 guests)
- Preliminary self-generated revenue YTD of approx. \$10,158,000 (Budget: \$8,015,650)

2021 – Attendance

July 2021 = 55,488 (88% of 2019, 99% of budget)

July 2021 YTD attendance = 454,097 (85% of 2019, 104% of budget)

August 2021 YTD attendance = 498,277 (85% of 2019, 103% of budget)



July '21 YTD – Variance Analysis vs. Budget

Summary	Actuals	FY 21 Budgeted	FY 20 Diff.	% Diff.	FY 20 Actual	FY 20 Diff.	% Diff.
Attendance	55,488	55,800	(312)	(1%)	29,595	25,893	87%
Revenue	\$9,463,931	\$7,178,500	\$2,285,431	32%	\$4,341,420	\$5,122,511	118%
Personnel Expenses	\$5,816,457	\$6,530,586	(\$714,129)	(11%)	\$5,772,088	\$44,369	1%
Other Expenses	\$3,713,909	\$3,482,150	\$231,759	7%	\$2,673,030	\$1,040,878	39%
Operations Surplus (Deficit)	(\$66,434)	(\$2,834,236)	\$2,767,802	98%	(\$4,103,699)	\$4,037,264	98%
Measure Z Operating	\$1,613,751	\$3,061,000	(\$1,447,249)	(47%)	\$2,958,189	(\$1,344,438)	(45%)
Operations + MZ Surplus (Deficit)	\$1,547,316	\$226,764	\$1,320,552	582%	(\$1,145,510)	\$2,692,826	nm
Other Non-Operating	\$16,865,764	\$475,170	\$16,390,594	nm	\$1,209,547	\$15,656,217	1294%
Net Surplus (Deficit)	\$18,413,080	\$701,934	\$17,711,146	2523%	\$64,037	\$18,349,044	28654%

Revenue - Selected Detail	Actuals	FY 21 Budgeted	FY 20 Diff.	% Diff.	FY 20 Actual	FY 20 Diff.	% Diff.
Admissions	\$3,871,064	\$2,790,000	\$1,081,064	39%	\$1,198,540	\$2,672,524	223%
Membership	\$1,751,441	\$1,189,000	\$562,441	47%	\$654,815	\$1,096,626	167%
Food Services/Gift Shop	\$1,105,662	\$938,000	\$167,662	18%	\$349,473	\$756,189	216%
Dinosaur Exhibit	\$1,178,040	\$644,000	\$534,040	83%	\$235,950	\$942,090	399%
Grants/Fundraising, ex-bequest	\$120,085	\$166,500	(\$46,415)	(28%)	\$1,431,771	(\$1,311,686)	(92%)
Bequest - unrestricted	-	nm	nm	nm	nm	nm	nm
Other	\$1,437,640	\$1,451,000	(\$13,360)	(1%)	\$470,871	\$966,769	205%
Revenue	\$9,463,931	\$7,178,500	\$2,285,431	32%	\$4,341,420	\$5,122,511	118%

Expenses - Selected Detail	Actuals	FY 21 Budgeted	FY 20 Diff.	% Diff.	FY 20 Actual	FY 20 Diff.	% Diff.
Personnel - Animal/Vet.	\$2,471,374	\$2,623,979	(\$152,605)	(6%)	\$2,556,313	(\$84,939)	(3%)
Personnel - Education	\$770,662	\$754,131	\$16,531	2%	\$653,083	\$117,579	18%
Personnel - Maint./Hort.	\$535,026	\$776,908	(\$241,882)	(31%)	\$523,978	\$11,048	2%
Personnel - Other	\$2,039,395	\$2,375,568	(\$336,173)	(14%)	\$2,038,714	\$681	0%
Animal Services	\$209,005	\$291,669	(\$82,664)	(28%)	\$51,549	\$157,456	305%
Dinosaur Exhibit	\$410,546	\$517,220	(\$106,674)	(21%)	\$278,334	\$132,212	48%
Utilities	\$404,785	\$563,181	(\$158,396)	(28%)	\$423,826	(\$19,041)	(4%)
Repairs & Replacements	\$410,160	\$237,342	\$172,818	73%	\$238,538	\$171,622	72%
Contracted/Prof. Services	\$510,192	\$401,700	\$108,492	27%	\$410,312	\$99,880	24%
Conservation	\$9,060	\$35,000	(\$25,940)	(74%)	\$50	\$9,010	18027%
Other	\$1,760,161	\$1,436,038	\$324,123	23%	\$1,270,421	\$489,740	39%
Operating Expenses	\$9,530,366	\$10,012,736	(\$482,370)	(5%)	\$8,445,118	\$1,085,247	13%

Per Capita Spending on Grounds (1 of 3)

Price Reference

Selected Ticket Prices	Non-Member			Member		
	2021	2020	2019	2021	2020	2019
Adult Ticket	\$14.95	\$14.95	\$12.95	-	-	-
Child Ticket	\$8.95	\$8.95	\$7.95	-	-	-
Giraffe Feeding	\$5.00	\$3.00	\$3.00	\$3.00	\$3.00	\$3.00
Stingray Bay Admission	\$4.00	\$2.00	\$2.00	-	-	-
Stingray Bay Feeding	\$2.00	\$2.00	\$1.00	\$2.00	\$2.00	\$1.00
Adult Zoorassic Park	\$6.00	\$5.00	\$4.00	\$5.00	\$5.00	\$4.00
Child Zoorassic Park	\$5.00	\$4.00	\$3.00	\$4.00	\$4.00	\$3.00

Note: Additional prices/discounts offered for seniors, groups, total experience ticketholders, etc. Free attendance includes babies, complimentary ticketholders, etc. Members can purchase Zoorassic Park season passes.

Per Capita Spending on Grounds (2 of 3)

Capture Rates & Average Revenue for Experiences

	July 2021	July 2019
Attendance	55,488	62,861
General Admission	34,829	35,262
Total Experience GA	9,486	6,528
Members	19,087	22,179
Programs & Events (P&E)	1,572	5,420
Giraffe Feeding		
Attendance	17,827	20,099
Total Experience	9,486	6,528
Revenue	\$83,078	\$53,159
Capture Rate	32%	32%
Capture Rate, ex. P&E	28%	31%
Average Revenue	\$4.66	\$2.64
Stingray Bay		
Attendance	17,569	20,986
Total Experience	9,486	6,528
Revenue	\$45,154	\$23,280
Capture Rate	32%	33%
Capture Rate, ex. P&E	33%	37%
Average Revenue	\$2.57	\$1.11
Zoorassic Park		
Attendance	26,445	30,135
Total Experience	9,486	6,528
Revenue	\$119,519	\$130,891
Capture Rate	48%	48%
Capture Rate, ex. P&E	49%	52%
Average Revenue	\$4.52	\$4.34

Per Capita Spending on Grounds (3 of 3)

	July 2021	July 2019
General Admission	34,829	35,262
Total Experience GA	9,486	6,528
27%		19%
Members	19,087	22,179
Attendance ex P&E	53,916	57,441
Giraffe	17,827	20,099
Stingray	17,569	20,986
Zoorassic	26,445	30,135
P&E attendance	1,572	5,420
Total attendance	55,488	62,861
Admissions	\$398,329	\$346,282
Food	\$82,800	\$64,419
Gift Shop	\$46,857	\$31,671
Giraffe	\$83,078	\$53,159
Stingray	\$45,154	\$23,280
Zoorassic	\$119,519	\$130,891
Revenue sub-total	\$775,737	\$649,702
Admissions	\$7.39	\$6.03
Food	\$1.54	\$1.12
Gift	\$0.87	\$0.55
Giraffe	\$1.54	\$0.93
Stingray	\$0.84	\$0.41
Zoorassic	\$2.22	\$2.28
Per capita (GA & members)	\$14.39	\$11.31
Admissions	\$7.18	\$5.51
Food	\$1.49	\$1.02
Gift	\$0.84	\$0.50
Giraffe	\$1.50	\$0.85
Stingray	\$0.81	\$0.37
Zoorassic	\$2.15	\$2.08
Per capita (all attendance)	\$13.98	\$10.34

FCZC Balance Sheet – July 2021

	July 2021	July 2020
ASSETS		
Current Assets		
Cash	\$6,680,434	\$2,052,081
Short Term Investments-Retention	\$1,442,780	\$54,830
Accounts Receivable	\$5,180,048	\$1,922,756
Prepaid Expenses	\$161,932	\$369,472
Deferred Maintenance	\$1,561	\$72,402
Total Current Assets	\$13,466,755	\$4,471,541
Other Assets		
Long Term Investments	\$15,060,820	\$12,524,892
Buildings, Equipment, Vehicles, and Furniture (net)	\$3,836,545	\$3,793,150
Exhibits	\$57,109,540	\$63,166,249
Construction in Progress	\$29,912,645	\$4,897,977
Goodwill	\$85,562	\$103,829
Total Other Assets	\$106,005,112	\$84,486,097
TOTAL ASSETS	\$119,471,867	\$88,957,638
LIABILITIES AND NET ASSETS		
Liabilities		
Accounts Payable and Accrued Liabilities	\$6,167,104	\$3,482,439
Line of Credit/Loan Account	\$0	\$1,381,505
Loan Account PPP	\$1,853,770	\$1,702,700
Retention Payable	\$1,620,774	\$34,823
Long-Term Liabilities	\$243,779	\$0
Total Liabilities	\$9,885,427	\$6,601,466
Net Assets		
Fund Balance-Without donor restriction	\$108,538,525	\$81,091,603
Fund Balance-With donor restriction	\$958,510	\$1,193,743
Total Net Assets	\$109,586,440	\$82,356,171
TOTAL LIABILITIES AND NET ASSETS	\$119,471,867	\$88,957,638

FCZC Balance Sheet – August 2021

	August 2021	August 2020
ASSETS		
Current Assets		
Cash	\$6,444,236	\$1,692,852
Short Term Investments-Retention	\$1,552,990	\$54,830
Accounts Receivable	\$3,065,425	\$2,240,678
Prepaid Expenses	\$86,932	\$336,613
Deferred Maintenance	\$1,561	\$72,402
Total Current Assets	\$11,151,144	\$4,397,375
Other Assets		
Long Term Investments	\$15,060,820	\$12,829,636
Buildings, Equipment, Vehicles, and Furniture (net)	\$3,836,545	\$3,761,900
Exhibits	\$57,109,540	\$63,166,249
Construction in Progress	\$29,913,495	\$5,655,932
Goodwill	\$85,562	\$103,829
Total Other Assets	\$106,005,962	\$85,517,546
TOTAL ASSETS	\$117,157,105	\$89,914,921
LIABILITIES AND NET ASSETS		
Liabilities		
Accounts Payable and Accrued Liabilities	\$4,219,900	\$4,059,669
Line of Credit/Loan Account	\$0	\$1,033,561
Loan Account PPP	\$1,853,770	\$1,702,700
Retention Payable	\$1,620,817	\$106,895
Long-Term Liabilities	\$243,779	\$0
Total Liabilities	\$7,938,266	\$6,902,825
Net Assets		
Fund Balance-Without donor restriction	\$108,168,325	\$81,737,333
Fund Balance-With donor restriction	\$961,110	\$1,200,705
Total Net Assets	\$109,218,840	\$83,012,096
TOTAL LIABILITIES AND NET ASSETS	\$117,157,105	\$89,914,921

**DRAFT - subject to
final month-end
adjustments**



AGENDA ITEM 8

DATE: September 29, 2021

TO: Fresno County Zoo Authority Board

FROM: Jon Forrest Dohlin, Chief Executive Officer
Fresno Chaffee Zoo Corporation

SUBJECT: 2021 Measure Z Capital Request – Sea Lion Cove Bio Tanks: Trickling Tower
Renovation and Replacement of Superstructure, Chiller Addition

RECOMMENDED ACTION:

Approve Fresno Chaffee Zoo Corporation's request for Measure Z Capital funds totaling \$65,500 for the design phase of the trickling tower renovation and replacement superstructure along with the chiller addition.

DISCUSSION:

During an onsite inspection of Sea Lion Cove (SLC) in early Spring 2021 by the original contractors (Matt Construction) to evaluate corrosion issues identified in certain portions of SLC, it was determined that the biotank filtration tower walls were experiencing substantial corrosion issues that may compromise the long-term integrity of the structure. It was recommended by Matt Construction that the best course of action is to conduct a major demolition and replacement operation to large sections of the tower walls to restore its long-term service life.

The Fresno Chaffee Zoo Corporation is requesting funding to move forward with the demolition and replacement work on the biotank filtration tower walls. The mobilization and work of this project creates the optimal time to complete the necessary work for electrical components and chillers to provide sufficient chilling capacity for our pool, as described below.

SLC was originally completed without the chilling capacity necessary to keep the water temperatures within husbandry standards set forth by the Alliance of Marine Mammal Parks and Aquariums and USDA. In 2015, the Zoo invested in a swamp cooler mechanism to facilitate the cooling of the waters, but this has not proved sufficient to maintain the water temperatures at the ideal parameters for this species.

The proposal from Lawrence Engineering Group is from design inception through the plan check approval. Preliminary estimates on the overall project cost from design through construction completion are approximately \$610,000. However, at this time are requesting only the design portion of the project.

The Fresno Chaffee Zoo Corporation Board of Directors approved this request on September 9, 2021.

ATTACHMENTS:

Letter from Lawrence Engineering Group



August 24, 2021, *Revised*

Renee Tindall
Curator of Life Support and Commissary
894 W Belmont ave.
Fresno CA 93728

Subject: Fresno Chaffee Zoo
Sea Lion Cove Chiller Addition
Mechanical and Associated Plumbing, Electrical, LSS, and Civil Design Services

Dear Ms. Tindall,

The project consists of adding an air cooled chiller (with 100% redundant second air cooled chiller) with associated pumps, heat exchangers and connection to existing piping. In addition, LEG shall coordinate LSS and Structural plans for the Trickling Tower renovation and Replacement of Superstructure. (Structural to contract directly with FCZ).

We propose to provide normal Mechanical, Plumbing, Electrical, Civil, and LSS engineering required (Structural to contract directly with the FCZ as per Structural Engineer) including design, CAD produced design plans (2D), specifications prepared for plan check and bidding, plan check response, and construction administration, including site visits. This also includes management of the project through the City of Fresno plan check submission and closeout process as the Prime consultant.

For this work, we ask for the following fees:

Part 1: Chiller Addition with associates infrastructure improvements and new mechanical yard

Design thru Plan Check Approval:	\$64,000
Bidding and Construction Administration:	\$17,000

Part 2: Trickling Tower Renovation and Replacement of Superstructure


(These fees are in addition to the Part 1 fees above and are a pass thru from LSS.)

Design thru Plan Check Approval:	\$1,500
Bidding and Construction Administration:	\$800

Thank you for asking us to prepare this proposal. If you have any questions or need additional information, please feel free to contact me.

Sincerely,

LAWRENCE ENGINEERING GROUP


Ryan W. Carlson, P.E.
Principal



AGENDA ITEM 8.1

DATE: September 29, 2021
TO: Fresno County Zoo Authority Board
FROM: Ron Alexander, Zoo Authority Board Coordinator
SUBJECT: AB 361 Discussion

RECOMMENDED ACTION:

AB 361 discussion and determination whether meeting in person would present imminent risks to the health or safety of attendees.