



FRESNO COUNTY ZOO AUTHORITY

MEETING AGENDA

9:00 AM, Wednesday, November 30, 2022

Fresno Chaffee Zoo

Simba Room

894 West Belmont Avenue Fresno, CA 93728

(559) 498-5910

1. Call to Order
2. Roll Call
3. Approve Agenda
4. Public Comments
This portion of the meeting is reserved for persons desiring to address the board on matters within the Board's jurisdiction that are not on the agenda. Attention is called to the fact that the Board is prohibited from taking any action on matters that are not on the agenda. Members of the public are limited to three minutes to speak during Public Comments as well as for each item on the agenda. Before beginning comments, please state for the record your name and affiliation, if any
5. Approve Consent Agenda Items
These matters are routine in nature and are usually approved by a single vote. Prior to action by the Board, the public will be given the opportunity to remove any item from the Consent Calendar. Items removed from the Consent Calendar may be heard immediately following approval of the Consent Calendar
 - a. Review and approve minutes of October 26, 2022
 - b. Review and approve payment of County of Fresno invoice for Professional and Specialized Services in the amount of \$114,200.87 for services through October 2022
 - c. Receive Treasurer's Reports for the month of September 2022 and Quarter ending September 2022
6. Receive Fresno Chaffee Zoo Director's report

7. Receive Fresno Chaffee Zoo Corporation's September 2022 Year-to-Date Financial Report and October 2022 Early Insights
8. Approve Fresno Chaffee Zoo Corporation's request of Measure Z Capital funds totaling \$7,676,345.97 for the construction of the Mixed Species Exhibit
9. Review next meeting date and revise if necessary:
 - Wednesday, December 28, 2022
 - Note: The Zoo does not have a need for the December meeting and requests to conduct the January meeting one week early
10. Approve and adopt the 2023 Zoo Authority regular board meeting calendar as outlined in Attachment A
11. Receive staff reports
12. Chair's comments
13. Board Member comments
14. Adjourn

All supporting documentation is available for public review in the office of the Fresno County Zoo Authority, 2281 Tulare Street, Room 304, Fresno, 93721, during regular business hours.

For further information, please contact Ronald Alexander, Zoo Authority Coordinator, at 600-1710, email zooauthority@co.fresno.ca.us, or visit www.zooauthority.org. Requests for disability-related modification or accommodation needed in order to participate in the meeting must be made to the Zoo Authority Coordinator no later than 9:00 a.m. on the day prior to the meeting.



FRESNO COUNTY ZOO AUTHORITY

ACTION SUMMARY MINUTES

9:00 AM, Wednesday, October 26, 2022

Fresno County Employees' Retirement Association

7772 N. Palm Ave. Fresno, CA 93711

(559) 457-0681

1. Call to Order
CHAIRMAN ROMAN CALLED THE MEETING TO ORDER AT 9:00AM.
2. Roll Call
A QUORUM WAS PRESENT WITH MEMBERS ROMAN, TOSTE, GARABEDIAN, HERZOG, WATERHOUSE IN ATTENDANCE.
3. Approve Agenda
4. Public Comments
This portion of the meeting is reserved for persons desiring to address the board on matters within the Board's jurisdiction that are not on the agenda. Attention is called to the fact that the Board is prohibited from taking any action on matters that are not on the agenda. Members of the public are limited to three minutes to speak during Public Comments as well as for each item on the agenda. Before beginning comments, please state for the record your name and affiliation, if any
HELD. NONE RECEIVED
5. Approve Consent Agenda Items
These matters are routine in nature and are usually approved by a single vote. Prior to action by the Board, the public will be given the opportunity to remove any item from the Consent Calendar. Items removed from the Consent Calendar may be heard immediately following approval of the Consent Calendar
 - a. Review and approve minutes of September 28, 2022
 - b. Review and approve payment of County of Fresno invoice for Professional and Specialized Services in the amount of \$18,112.32 for services through September 2022
 - c. Receive Treasurer's Reports for the month of September 2022 and Quarter ending September 2022

MEMBER GARABEDIAN PULLED ITEM 5a FOR DISCUSSION. THE COORDINATOR DELETED ITEM 5c TO BRING BACK FOR THE BOARD AT A LATER DATE.

MEMBER HERZOG MOVED TO APPROVE THE REMAINING CONSENT ITEMS, SECONDED BY MEMBER TOSTE. THE MOTION PASSED UNANIMOUSLY.

MEMBER GARABEDIAN NOTED A CORRECTION TO THE SEPTEMBER 28, 2022 MEETING MINUTES. ITEM NO. 10 SHOULD READ THAT THE MOTION TO APPROVE MEASURE Z CAPITAL FUNDS INCLUDE REDUCING THE REQUESTED 15 PERCENT CONTINGENCY (CONSTRUCTION AND SOFT COST) TO 10 PERCENT, WHICH WOULD REDUCE THE TOTAL REQUEST IN CAPITAL FUNDS AS WELL. COORDINATOR STATED HE WOULD REVIEW THE MEETING RECORDING AND CORRECT THE MEETING MINUTES AS REQUESTED.

MEMBER GARABEDIAN MOVED TO APPROVE 5a WITH THE AFOREMENTIONED CORRECTION, SECONDED BY MEMBER HERZOG. THE MOTION PASSED UNANIMOUSLY.

6. Receive Fresno Chaffee Zoo Director's report
RECEIVED. CEO JON DOHLIN PROVIDED AN UPDATE ON ZOO PLEX. A BLUE-RIBBON CUTTING WILL BE SCHEDULED SHORTLY. PROVIDED AN UPDATE ON KINGDOMS OF ASIA.
7. Receive Fresno Chaffee Zoo Master Plan
RECEIVED. CEO PRESENTED THE MAJORITY OF THE PLAN. DUE TO A TECHNICAL ISSUE, THE PRESENTATION WAS CUT SHORT; THEREFORE, THE REPORT WILL BE CONTINUED DURING A FUTURE BOARD MEETING.
8. Receive Fresno Chaffee Zoo Corporation's August 2022 Year-to-Date Financial Report and September 2022 Early Insights
RECEIVED. CFO NORA CROW REPORTED ON AUGUST ATTENDANCE, SELF-GENERATED BUDGET, EXPENSES, OPERATING DEFICIT AND SURPLUS, AND NET SURPLUS. REPORTED ON YTD VARIANCE ANALYSIS VS. BUDGET, PER CAPITA SPENDING, AND THE BALANCE SHEET.
9. Receive and approve request from Fresno Chaffee Zoo Corporation to release remaining Measure Z budgeted funds from the Mixed Species Demo in the total amount of \$1,727.50
MEMBER TOSTE MOVED TO APPROVE THE RELEASE OF REMAINING MEASURE Z BUDGETED FUNDS FROM THE MIXED SPECIES DEMO, SECONDED BY MEMBER HERZOG. THE MOTION PASSED UNANIMOUSLY.
10. Receive and approve request from Fresno Chaffee Zoo Corporation to release remaining Measure Z budgeted funds from the African River Design in the amount of \$2,830,342.30
FOLLOWING DISCUSSION, THE DECISION WAS MADE TO TABLE THIS ITEM TO RETURN TO THE BOARD AT A DATE UNCERTAIN FOR FURTHER DISCUSSION.
11. Approve and authorize release of retention withheld on design work provided by Studio Hanson Roberts related to African River Exhibit (\$11,956.50)
MEMBER HERZOG MOVED TO APPROVE THE RELEASE OF RETENTION, SECONDED BY MEMBER GARABEDIAN. THE MOTION PASSED UNANIMOUSLY.
12. Review next meeting date and revise if necessary:

- Wednesday, November 30, 2022
- Wednesday, December 28, 2022

REVIEWED WITH NO REVISIONS. THE LOCATION FOR THE NOVEMBER MEETING WILL BE AT THE ZOO.

13. Receive staff reports
THE COORDINATOR REPORTED ON THE STATUS OF FILLING THE VACANT POSITION ON THE BOARD. ALSO REPORTED ON THE COSTS ASSOCIATED WITH THE COUNTY CLERK/ELECTIONS EFFORTS TOWARD PLACING MEASURE Z ON THE JUNE BALLOT WILL BE INCLUDED WITHIN THE NEXT MEETINGS AGENDA FOR APPROVAL.
14. Chair's comments
THANKED STAFF FOR SAFARI NIGHT, WHICH WAS WELL ATTENDED. IT WAS A GREAT EVENT.
15. Board Member comments
MEMBER GARABEDIAN MENTIONED CONCERNS WITH THE ZOO CORP HAVING DEVELOPED A MASTER PLAN WITHOUT ANY INPUT FROM, OR WORKING WITH, THE ZOO AUTHORITY. MEMBER HERZOG ALSO MENTIONED HAVING THE SAME CONCERNS.
16. Adjourn
THERE BEING NO FURTHER BUSINESS BEFORE THE BOARD, CHAIRMAN ROMAN ADJOURNED THE MEETING AT 10:24AM.

All supporting documentation is available for public review in the office of the Fresno County Zoo Authority, 2281 Tulare Street, Room 304, Fresno, 93721, during regular business hours.

For further information, please contact Ronald Alexander, Zoo Authority Coordinator, at 600-1710, email zooauthority@co.fresno.ca.us, or visit www.zooauthority.org. Requests for disability-related modification or accommodation needed in order to participate in the meeting must be made to the Zoo Authority Coordinator no later than 9:00 a.m. on the day prior to the meeting.



Invoice for Professional Services in Support of the Zoo Authority
Billing Hours and Expenses through October 2022

Invoice Number
11-ZOO-113022

November 30, 2022

TO: Zoo Authority Board
c/o County of Fresno
2281 Tulare St. Room 304
Fresno, CA 93721

Department / Title	Hours	Rates	Cost
<i>County Clerk/Elections</i>			
<i>Measure Z Elections Services Jun-22</i>			\$113,533.07
<i>ACTTC FR&A</i>			
<i>Accounting & Finance Div Chief</i>		\$92.49	\$0.00
<i>Accounting & Finance Manager</i>		\$91.80	\$0.00
<i>Accountant II</i>		\$80.92	\$0.00
<i>Accountant I</i>		\$62.78	\$0.00
<i>Account Clerk I</i>		\$56.16	\$0.00
<i>Account Clerk II</i>		\$59.94	\$0.00
<i>County Counsel</i>			
<i>Deputy County Counsel</i>	4.20	\$159.00	\$667.80
<i>CAO</i>			
<i>Board Coordinator</i>		\$130.52	\$0.00
Professional Services Total	4.20		\$114,200.87
Office Expense Total			
Invoice Total			\$114,200.87

Statement

Date: October 25, 2022

Invoice # 23-04

FRESNO COUNTY COUNSEL
2220 Tulare Street, Suite 500
Fresno, CA 93721

Bill to: Zoo Authority
VIA Email to Ron Alexander

Comments:

[illegible]

Remittance	
Invoice #	23-04
Date	
Amount Due	\$667.80
Amount Enclosed	

Make all checks payable to Fresno County Counsel
2220 Tulare Street, Suite 500, Fresno, CA 93721 Ph# 559/600-3479

**Fresno County Clerk/Elections**

2221 Kern Street
Fresno, CA 93721

INVOICE

Invoice #:2023-04

Date: 10/17/2022

Bill To: Fresno County Zoo Authority
2281 Tulare St, Suite 304
Fresno, CA 93721

<u>Type</u>	<u>Description</u>	<u>Amount</u>
Election Services	Measure Z June 2022	\$113,533.07
	Total	\$113,533.07

Please include the invoice number on your check.
Make check payable to Fresno County Clerk.



**Fresno County Zoo Authority
Treasurer's Report
Unaudited Cash Basis
For the Quarter Ended September 30, 2022**

Summary of Measure Z Proceeds			
Tax Proceeds Received:			
-	Measure Z - Sales Tax Proceeds	\$	5,601,546.20
	Total Proceeds Received:	\$	5,601,546.20
Tax Proceeds Allocated:			
-	Allocation to Zoo Authority Fund (2%)		112,030.92
-	Allocation to Trust Fund for Operations and Capital Projects (98%)		5,489,515.28
	Total Proceed Allocations	\$	5,601,546.20
Cash Balance by Fund			
Zoo Authority Fund	>> Administrative Fund	2%	
	Beginning Cash Balance	\$	2,668,689.94
Receipts:	- Measure Z Sales Tax Proceeds		112,030.92
	- Interest Received		8,920.18
Disbursements:	- PeopleSoft Financial Charges		(123.24)
	- ZA Claim for Professional Services		(10,078.55)
	Net Increase/(Decrease) to Cash		110,749.31
	Ending Cash Balance - Zoo Authority Administrative Fund	\$	2,779,439.25
Trust Fund for FCZC Operations and Capital Projects			
	98%		
	Beginning Cash Balance	\$	33,129,452.22
	>>> Operations Fund		
	Beginning Cash Balance		7,017,447.56
Receipts:	- Measure Z Sales Tax Proceeds		1,829,838.43
	- Interest Received		26,316.68
	- FCZC Operations Claim #2022-06		(607,036.60)
	- FCZC Operations Claim #2022-07		(841,263.90)
	- Wire Fees		(40.00)
	Net Increase/(Decrease) to Cash		407,814.61
	Ending Cash Balance - Available for Operations	\$	7,425,262.17
	>>> Capital Facilities Project Fund		
	Beginning Cash Balance	\$	26,112,004.66
Receipts:	- Measure Z Sales Tax Proceeds		3,659,676.85
	- Interest Received		93,416.72
	FCZC Capital Claim 2022-06C		(995,699.81)
	FCZC Capital Claim 2022-07C		(1,363,791.05)
	Net Increase/(Decrease) to Cash		1,393,602.71
	Ending Cash Balance - Available for Capital Projects		27,505,607.37
	Ending Balance Available for Operations and Capital Projects	\$	34,930,869.54
	Total Interest Received During the Quarter		128,653.58

By Staff _____

Date _____

Accepted _____

Date _____

* Interest receipts are recorded in the month received rather than in the month earned and were calculated on an annual percentage rate of 1.560 as of September 30, 2022.



**Fresno County Zoo Authority
Treasurer's Report
Unaudited Cash Basis
For the Month Ended September 30, 2022**

Summary of Measure Z Proceeds			
Tax Proceeds Received:			
-	Measure Z - Sales Tax Proceeds		\$ 1,702,531.63
	Total Proceeds Received:		\$ 1,702,531.63
Tax Proceeds Allocated:			
-	Allocation to Zoo Authority Fund (2%)		34,050.63
-	Allocation to Trust Fund for Operations and Capital Projects (98%)		1,668,481.00
	Total Proceed Allocations		\$ 1,702,531.63
Cash Balance by Fund			
Zoo Authority Fund			
	>> Administrative Fund	2%	
	Beginning Cash Balance		\$ 2,747,212.79
Receipts:	- Measure Z Sales Tax Proceeds		34,050.63
	- Interest Received		8,254.38
	- ZA Staff Invoice Reimbursement for Professional Services		(10,078.55)
	Net Increase/(Decrease) to Cash		32,226.46
	Ending Cash Balance - Zoo Authority Administrative Fund		\$ 2,779,439.25
Trust Fund for FCZC Operations and Capital Projects			
		98%	
	Beginning Cash Balance		\$ 35,356,666.97
	>>> Operations Fund		
	Beginning Cash Balance		7,686,033.33
Receipts:	- Measure Z Sales Tax Proceeds		556,160.33
	- Interest Received		24,352.41
Disbursements:	- FCZC Operations Claim #2022-07		(841,263.90)
	- Wire Fees		(20.00)
	Net Increase/(Decrease) to Cash		(260,771.16)
	Ending Cash Balance - Available for Operations		\$ 7,425,262.17
	>>> Capital Facilities Project Fund		
	Beginning Cash Balance		\$ 27,670,633.64
Receipts:	- Measure Z Sales Tax Proceeds		1,112,320.67
	- Interest Received		86,444.11
Disbursements:	- FCZC Capital Claim 2022-07C		(1,363,791.05)
	Net Increase/(Decrease) to Cash		(165,026.27)
	Ending Cash Balance - Available for Capital Projects		27,505,607.37
	Ending Balance Available for Operations and Capital Projects		\$ 34,930,869.54
	Total Interest Received During the Month		119,050.90

By Staff _____

Date _____

Accepted _____

Date _____

* Interest receipts are recorded in the month received rather than in the month earned and were calculated on an annual percentage rate of 1.358 as of June 30, 2022.



Fresno County Zoo Authority

SUMMARY OF MEASURE Z SALES TAX PROCEEDS

	PRIOR FISCAL YEARS			CURRENT FISCAL YEAR			
	2019-2020	2020-21	2021-22	2022-23			
	ACTUAL TAX RECEIPTS	ACTUAL TAX RECEIPTS	ACTUAL TAX RECEIPTS	BUDGETED TAX RECEIPTS	ACTUAL TAX RECEIPTS	BUDGET TO ACTUAL VARIANCE	
July	\$ 1,436,673	1,493,025	2,124,574	\$ 2,188,311	\$ 2,050,253	\$ (138,058)	-6.31%
August	1,123,640	1,669,386	1,637,692	1,588,561	1,848,761	260,200	16.38%
September	1,367,439	1,417,789	1,638,799	1,622,411	1,702,532	80,121	4.94%
October	1,571,111	1,609,453	1,919,542				
November	1,073,344	1,437,716	1,649,471		-	0	
December	1,194,027	1,302,722	1,573,898		-	0	
January	1,263,406	1,388,858	1,555,927		-	0	
February	1,707,967	1,728,158	2,256,736		-	0	
March	1,063,584	1,292,553	1,529,499		-	0	
April	1,031,402	1,513,199	1,542,639		-	0	
May	989,444	1,632,214	1,972,403		-	-	
June	1,105,857	1,682,042	1,712,649		-	-	
Total	\$ 14,927,894	18,167,115	21,113,829	\$ 5,399,283	\$ 5,601,546	\$ 202,263	3.75%

TOTAL MEASURE Z PROCEEDS FROM INCEPTION \$ 228,448,778



**Fresno County Zoo Authority Treasurer's
Report
Unaudited Cash Basis
For the Month Ended September 30, 2022**

Summary of Quarterly Interest Receipts											
Fund	Subclass	Description	1st Quarter		2nd Quarter		3rd Quarter		4th Quarter		Total Interest
			1st Alloc.	2nd Alloc.	1st Alloc.	2nd Alloc.	1st Alloc.	2nd Alloc.	1st Alloc.	2nd Alloc.	
Date Received			7/19/2022		9/13/2022						
4845	10000	Zoo Authority	665.80	8,254.38					-		\$ 8,920.18
4850	10000	FCZC - Operations	1,964.27	24,352.41					-		\$ 26,316.68
4850	42700	FCZC - CP	6,972.61	86,444.11					-		\$ 93,416.72
Total			\$ 9,602.68	\$ 119,050.90	\$ -	\$ -	\$ -	\$ -	\$ -	\$ -	\$ 128,653.58
For Fiscal Year Ending June 30, 2023											



**Fresno County Zoo Authority
Capital Projects Fund Cash Flow
For the Month Ended September 30, 2022**

Cash Balance as of 09/30/2022 **\$ 27,505,607**

DEDUCTIONS (earmarked projects, FY22-23 expenditures paid through claim 2022-07C):

Zooplex Construction - June 2020	1,012,954
Asia Construction -July 2020	7,942,288
Asia Design - December 2017	641,914
Zooplex Design- August 2017	106,634
African River - June 2016	2,830,350
Mixed Species Exhibit Design - June 2021	67,820
SLC Biotank Design	5,530
Mixed Species Exhibit Construction - July 2022	29,340
SLC Biotank/Chiller - Construction	1,409,461
Energy Efficiency	1,037,674
Conservation Building Construction - September 2022	1,667,561

Total Deductions: \$ (16,751,526)

TOTAL: \$ 10,754,081



**Fresno County Zoo Authority
Operations Fund Cash Flow
For the Month Ended September 30, 2022**

Cash Balance as of 09/30/2022 **\$ 7,425,262**

DEDUCTIONS (Remaining budgets, paid claims through claim 2022-07):

Marketing	440
Animal	1,664,792
Veterinary	277,955
Utilities	389,081
Animal Feed	175,045
Interest/Bank Charges	(60)
Maintenance-General Equipment	20,282
Maint.-Water/Water Standby	28,064
Visitor Services	55,050
Commissary	82,812
Maintenance	33,073
Medical, Dental & Lab Supplies	27,142
Total Deductions:	<u><u>\$ (2,753,676)</u></u>
TOTAL:	<u><u>\$ 4,671,586</u></u>



**Fresno County Zoo Authority
Administration Fund Cash Flow
For the Month Ended September 30, 2022**

Cash Balance as of 09/30/2022 \$ 2,779,439

DEDUCTIONS

(FY 22-23 Remaining budgets, ZA Claim paid through September 30, 2022):

Telephone Charges	250
Memberships	500
Office Expense	6,000
Postage	1,000
PeopleSoft Financials Charges	731
Professional & Specialized Ser	150,403
Data Processing Services	1,500
Publications & Legal Notices	500
Trans, Travel & Education	2,500

Total Deductions:	<u>\$ (163,384)</u>
--------------------------	---------------------

TOTAL:	<u><u>\$ 2,616,055</u></u>
---------------	----------------------------



AGENDA ITEM 6

DATE: November 30, 2022

TO: Fresno County Zoo Authority Board

FROM: Jon Forrest Dohlin, Chief Executive Officer
Fresno Chaffee Zoo Corporation

SUBJECT: Zoo Director's Report

RECOMMENDED ACTION:

Receive Fresno Chaffee Zoo Director's report.



AGENDA ITEM 7

DATE: November 30, 2022

TO: Fresno County Zoo Authority Board

FROM: Nora Crow, Chief Financial Officer
Fresno Chaffee Zoo Corporation

SUBJECT: September 2022 Year-to-Date Financial Report

RECOMMENDED ACTION:

Receive Fresno Chaffee Zoo Corporation's September 2022 Year-to-Date Financial Report and October 2022 Early Insights.

ATTACHMENTS:

September 2022 Financial Report



Financial Report

September 2022 YTD
October 2022 Early Insights

Summary

September

Key Takeaway: Attendance was below budget for the month for the first time this year, but still above budget year-to-date; record-breaking temperatures impacted attendance; Safari Night was a big success with \$235K in revenue

- \$11,263,560 self-generated revenue YTD (13% above budget)
- \$15,539,340 total expenses (7% below budget)
- \$4,275,780 operating deficit (less than budgeted deficit of \$6,680,187)
- **\$1,257,451 operating surplus with Measure Z support (budgeted deficit of \$709,402)**
- **\$7,951,416 net surplus – MZ Capital Funds, Depreciation, Investment Income/Interest**

October 2022 Key Notes:

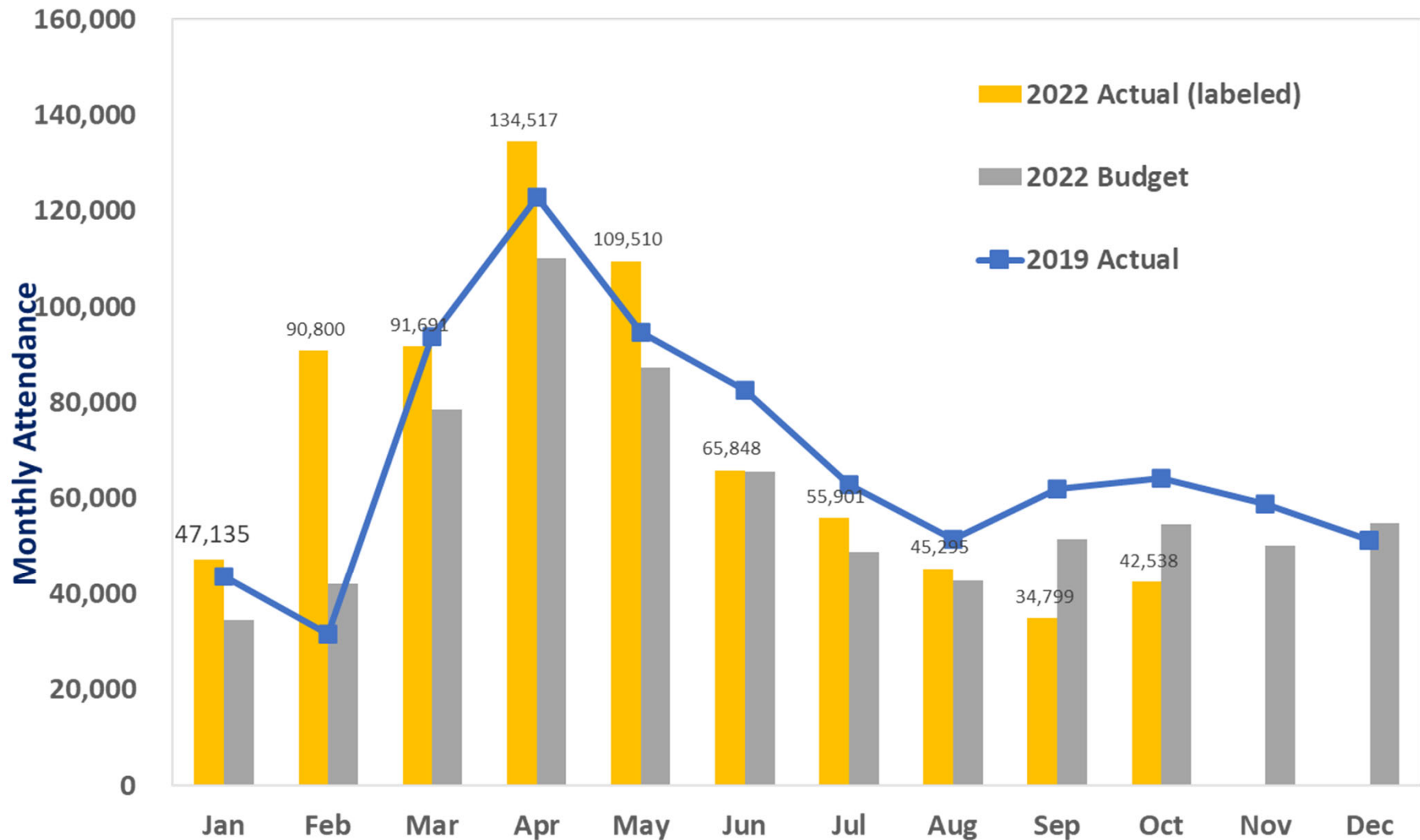
- Very early preliminary self-generated year to date revenue is \$12.5m compared to budget of \$11.3m (not including interfund operational support)
- Staff moved into the Zooplex Building
- Zoo Boo was a success with approximately 18,800 tickets sold

2022 – Attendance

September 2022 = 34,799 (56% of 2019, 68% of budget)

September 2022 YTD attendance = 675,496 (105% of 2019, 120% of budget)

October 2022 YTD attendance = 732,857 (103% of 2019, 119% of budget)



Sept '22 YTD – Variance Analysis vs. Budget

Summary	FY 22 Actual	FY 22 Budgeted	FY 22 Diff.	% Diff.	FY 21 Actual	FY 21 Diff.	% Diff.
Attendance	34,799	51,500	(16,701)	(32%)	48,769	(13,970)	(29%)
Revenue	\$11,263,560	\$10,000,905	\$1,262,655	13%	\$11,320,186	(\$56,626)	(1%)
Personnel Expenses	\$9,124,826	\$10,054,924	(\$930,098)	(9%)	\$7,246,477	\$1,878,349	26%
Other Expenses	\$6,414,514	\$6,626,168	(\$211,654)	(3%)	\$5,173,455	\$1,241,059	24%
Operations Surplus (Deficit)	(\$4,275,780)	(\$6,680,187)	\$2,404,407	36%	(\$1,099,745)	(\$3,176,035)	(289%)
Measure Z Operating	\$5,533,231	\$5,970,785	(\$437,554)	(7%)	\$2,705,413	\$2,827,818	105%
Operations + MZ Surplus (Deficit)	\$1,257,451	(\$709,402)	\$1,966,853	nm	\$1,605,668	(\$348,217)	(22%)
Other Non-Operating	\$6,693,965	\$582,663	\$6,111,302	nm	\$21,356,674	(\$14,662,709)	(69%)
Net Surplus (Deficit)	\$7,951,416	(\$126,739)	\$8,078,155	nm	\$22,962,342	(\$15,010,926)	(65%)

Revenue - Selected Detail	FY 22 Actual	FY 22 Budgeted	FY 22 Diff.	% Diff.	FY 21 Actual	FY 21 Diff.	% Diff.
Admissions	\$4,013,222	\$4,032,152	(\$18,930)	(0%)	\$4,529,263	(\$516,041)	(11%)
Membership	\$1,810,405	\$1,633,500	\$176,905	11%	\$1,995,906	(\$185,501)	(9%)
Food Services/Gift Shop	\$1,233,915	\$1,132,816	\$101,099	9%	\$1,306,763	(\$72,848)	(6%)
Dinosaur Exhibit	\$1,116,907	\$1,236,600	(\$119,693)	(10%)	\$1,372,008	(\$255,101)	(19%)
Grants/Fundraising, ex-bequest	\$212,143	\$412,500	(\$200,357)	(49%)	\$140,886	\$71,257	51%
Bequest - unrestricted	-	nm	nm	nm	nm	nm	nm
Other	\$2,876,968	\$1,553,337	\$1,323,631	85%	\$1,975,360	\$901,608	46%
Revenue	\$11,263,560	\$10,000,905	\$1,262,655	13%	\$11,320,186	(\$56,626)	(1%)

Expenses - Selected Detail	FY 22 Actual	FY 22 Budgeted	FY 22 Diff.	% Diff.	FY 21 Actual	FY 21 Diff.	% Diff.
Personnel - Animal/Vet.	\$3,403,100	\$3,857,137	(\$454,037)	(12%)	\$3,080,836	\$322,265	10%
Personnel - Education	\$1,328,297	\$1,033,029	\$295,268	29%	\$968,938	\$359,359	37%
Personnel - Maint./Hort.	\$910,296	\$1,260,842	(\$350,546)	(28%)	\$688,647	\$221,648	32%
Personnel - Other	\$3,483,133	\$3,903,916	(\$420,783)	(11%)	\$2,508,056	\$975,077	39%
Animal Services	\$406,146	\$479,296	(\$73,150)	(15%)	\$366,250	\$39,896	11%
Dinosaur Exhibit	\$551,176	\$534,234	\$16,942	3%	\$453,544	\$97,633	22%
Utilities	\$723,451	\$706,500	\$16,951	2%	\$576,430	\$147,021	26%
Repairs & Replacements	\$364,906	\$587,539	(\$222,633)	(38%)	\$580,218	(\$215,312)	(37%)
Contracted/Prof. Services	\$1,088,730	\$849,717	\$239,013	28%	\$803,254	\$285,476	36%
Conservation	\$161,564	\$200,212	(\$38,648)	(19%)	\$15,579	\$145,985	937%
Accumulated Op Ex - Other	\$3,118,541	\$3,268,670	(\$150,129)	(5%)	\$2,378,180	\$740,361	31%
Operating Expenses	\$15,539,340	\$16,681,092	(\$1,141,752)	(7%)	\$12,419,931	\$3,119,409	25%

Per Capita Spending on Grounds (1 of 3)

Price Reference

Selected Ticket Prices	Non-Member				Member			
	2022	2021	2020	2019	2022	2021	2020	2019
Adult Ticket	\$14.95	\$14.95	\$14.95	\$12.95	-	-	-	-
Child Ticket	\$8.95	\$8.95	\$8.95	\$7.95	-	-	-	-
Giraffe Feeding	\$5.00	\$5.00	\$3.00	\$3.00	\$3.00	\$3.00	\$3.00	\$3.00
Stingray Bay Admission	\$4.00	\$4.00	\$2.00	\$2.00	-	-	-	-
Stingray Bay Feeding	\$2.00	\$2.00	\$2.00	\$1.00	\$2.00	\$2.00	\$2.00	\$1.00
Adult Zoorassic Park	\$6.00	\$6.00	\$5.00	\$4.00	\$5.00	\$5.00	\$5.00	\$4.00
Child Zoorassic Park	\$5.00	\$5.00	\$4.00	\$3.00	\$4.00	\$4.00	\$4.00	\$3.00

Note: Additional prices/discounts offered for seniors, groups, total experience ticketholders, etc. Free attendance includes babies, complimentary ticketholders, etc. Members can purchase Zoorassic Park season passes.

Per Capita Spending on Grounds (2 of 3)

	Sept 2022	August 2022	July 2022	Sept 2021
Attendance	34,799	45,295	55,901	48,769
General Admission	18,739	25,894	29,672	28,876
Total Experience GA	7,172	11,507	12,559	7,310
Members	12,526	17,489	19,648	17,839
Programs & Events (P&E)	3,534	1,912	6,581	2,054
Giraffe Feeding				
Attendance	10,929	12,199	18,179	13,121
Total Experience	7,172	11,507	12,559	7,310
Revenue	\$49,447	\$50,059	\$62,605	\$62,802
Capture Rate	31%	27%	33%	27%
Capture Rate, ex. P&E	28%	22%	29%	24%
Average Revenue	\$4.52	\$4.10	\$3.44	\$4.79
Stingray Bay				
Attendance	9,274	12,070	18,758	13,975
Total Experience	7,172	11,507	12,559	7,310
Revenue	\$22,792	\$23,956	\$37,456	\$32,720
Capture Rate	27%	27%	34%	29%
Capture Rate, ex. P&E	30%	28%	38%	30%
Average Revenue	\$2.46	\$1.98	\$2.00	\$2.34
Zoorassic Park				
Attendance	7,571	14,721	19,900	21,511
Total Experience	7,172	11,507	12,559	7,310
Revenue	\$8,758	\$55,976	\$88,237	\$97,942
Capture Rate	22%	33%	36%	44%
Capture Rate, ex. P&E	24%	34%	40%	46%
Average Revenue	\$1.16	\$3.80	\$4.43	\$4.55

Per Capita Spending on Grounds (3 of 3)

	Sept 2022	August 2022	July 2022	Sept 2021
General Admission	18,739	25,894	29,672	28,876
Total Experience GA	7,172	11,507	12,559	7,310
	38%	44%	42%	25%
Members	12,526	17,489	19,648	17,839
Attendance ex P&E	31,265	43,383	49,320	46,715
Giraffe	10,929	12,199	18,179	13,121
Stingray	9,274	12,070	18,758	13,975
Zoorassic	7,571	14,721	19,900	21,511
P&E attendance	3,534	1,912	6,581	2,054
Total attendance	34,799	45,295	55,901	48,769
Admissions	\$221,047	\$193,749	\$281,759	\$347,182
Food	\$44,895	\$44,014	\$60,468	\$66,708
Gift Shop	\$25,753	\$23,549	\$41,929	\$36,069
Giraffe	\$49,447	\$50,059	\$62,605	\$62,802
Stingray	\$22,792	\$23,956	\$37,456	\$32,720
Zoorassic	\$8,758	\$55,976	\$88,237	\$97,942
Revenue sub-total	\$372,692	\$391,303	\$572,454	\$643,423
Admissions	\$7.07	\$4.47	\$5.71	\$7.43
Food	\$1.44	\$1.01	\$1.23	\$1.43
Gift	\$0.82	\$0.54	\$0.85	\$0.77
Giraffe	\$1.58	\$1.15	\$1.27	\$1.34
Stingray	\$0.73	\$0.55	\$0.76	\$0.70
Zoorassic	\$0.28	\$1.29	\$1.79	\$2.10
Per capita (GA & members)	\$11.92	\$9.02	\$11.61	\$13.77
Admissions	\$6.35	\$4.28	\$5.04	\$7.12
Food	\$1.29	\$0.97	\$1.08	\$1.37
Gift	\$0.74	\$0.52	\$0.75	\$0.74
Giraffe	\$1.42	\$1.11	\$1.12	\$1.29
Stingray	\$0.65	\$0.53	\$0.67	\$0.67
Zoorassic	\$0.25	\$1.24	\$1.58	\$2.01
Per capita (all attendance)	\$10.71	\$8.64	\$10.24	\$13.19

FCZC Balance Sheet – September 2022

	September 2022	September 2021
ASSETS		
Current Assets		
Cash	\$3,277,629	\$3,652,461
Short Term Investments-Retention	\$2,628,383	\$1,688,488
Accounts Receivable	\$5,249,896	\$6,665,402
Prepaid Expenses	\$160,235	\$123,866
Total Current Assets	\$11,316,144	\$12,130,217
Other Assets		
Long Term Investments	\$15,847,317	\$17,843,071
Buildings, Equipment, Vehicles, and Furniture (net)	\$4,000,257	\$3,770,497
Exhibits	\$55,521,005	\$56,428,883
Construction in Progress	\$50,473,137	\$35,284,987
Goodwill	\$72,103	\$83,640
Total Other Assets	\$125,913,820	\$113,411,078
TOTAL ASSETS	\$137,229,964	\$125,541,296
LIABILITIES AND NET ASSETS		
Liabilities		
Accounts Payable and Accrued Liabilities	\$3,122,819	\$6,141,369
Deferred Revenue	\$1,324,616	\$1,227,893
Loan Account PPP	\$0	\$1,853,770
Retention Payable	\$2,646,330	\$1,938,746
Long-Term Liabilities	\$108,146	\$243,779
Total Liabilities	\$7,201,910	\$11,405,558
Net Assets		
Fund Balance-Without donor restriction	\$119,879,730	\$113,070,509
Fund Balance-With donor restriction	\$970,720	\$977,476
Fund Balance-Permanently Restricted	\$70,028	\$87,753
Fund Balance-Board Designated	\$9,107,576	\$0
Total Net Assets	\$130,028,054	\$114,135,738
TOTAL LIABILITIES AND NET ASSETS	\$137,229,964	\$125,541,296

FCZC Balance Sheet – October 2022

	October 2022	October 2021
ASSETS		
Current Assets		
Cash	\$3,930,745	\$3,474,262
Short Term Investments-Retention	\$2,628,383	\$1,842,416
Accounts Receivable	\$4,292,497	\$6,497,505
Prepaid Expenses	\$161,235	\$232,012
Total Current Assets	\$11,012,860	\$12,046,195
Other Assets		
Long Term Investments	\$15,847,317	\$18,518,186
Buildings, Equipment, Vehicles, and Furniture (net)	\$4,034,525	\$3,737,474
Exhibits	\$55,521,005	\$56,088,554
Construction in Progress	\$50,474,797	\$37,535,813
Goodwill	\$72,103	\$82,678
Total Other Assets	\$125,949,748	\$115,962,705
TOTAL ASSETS	\$136,962,608	\$128,008,900
LIABILITIES AND NET ASSETS		
Liabilities		
Accounts Payable and Accrued Liabilities	\$2,838,086	\$5,740,164
Deferred Revenue	\$1,401,738	\$1,169,441
Loan Account PPP	\$0	\$1,853,770
Retention Payable	\$2,646,351	\$2,076,177
Long-Term Liabilities	\$142,414	\$243,779
Total Liabilities	\$7,028,588	\$11,083,331
Net Assets		
Fund Balance-Without donor restriction	\$119,734,807	\$115,850,888
Fund Balance-With donor restriction	\$976,109	\$983,354
Fund Balance-Permanently Restricted	\$70,028	\$91,328
Fund Balance-Board Designated	\$9,153,076	\$0
Total Net Assets	\$129,934,019	\$116,925,569
TOTAL LIABILITIES AND NET ASSETS	\$136,962,608	\$128,008,900

DRAFT – subject to
final month-end
adjustments



AGENDA ITEM 8

DATE: November 30, 2022

TO: Fresno County Zoo Authority Board

FROM: Nora Crow, Chief Financial Officer
Fresno Chaffee Zoo Corporation

SUBJECT: Measure Z Capital Funds Request

RECOMMENDED ACTION:

Approve Fresno Chaffee Zoo Corporation's request for Measure Z Capital Funds totaling \$7,676,345.97 for the construction of the Mixed Species Exhibit.

DISCUSSION:

ZooCorp is requesting the approval of \$7,676,345.97 to move forward with the construction of the Mixed Species Exhibit. The project is an addition to the ongoing Kingdoms of Asia Exhibit and immediately adjacent to the KOA café. The project entails an overhaul of the exhibit space that formerly housed Asian elephants and subsequently greater one-horned rhinos.

The exhibit will provide a space for tapirs, babirusa and muntjac to cohabitate. It upgrades an older outdated exhibit space within the larger KOA footprint that was omitted from the original project. Additionally, the Mixed Exhibit Species exhibit space provides the following benefits to the ZooCorp and its mission:

- 1) All species to be featured in the exhibit are endangered or critically endangered per the International Union for Conservation of Nature. This exhibit would allow us to focus on our conservation and education messaging surrounding the species, consistent with our mission. Additionally, there would be a direct correlation between this exhibit and long-term conservation partnerships ZooCorp has to protect one or more of these species in their natural habitat.
- 2) The renovated exhibit space would provide breeding space, allowing us to actively participate in the Species Survival Program (SSP) for any one of the featured species.
- 3) The exhibit would be immediately adjacent to seating for the KOA café, providing an eating space that overlooks a multi-species habitat, similar to that experienced by visitors of the Kopje Lodge. Additionally, it would provide an additional after hours private-event space.

- 4) As designed, the exhibit will provide a VIP experience area that can be utilized for behind-the-scenes experiences whereby guests can come face to face and interact with the animals, further solidifying the bond between our guests and these species.

The Zoo Authority previously approved funding of \$248,347 for the design of the Exhibit on July 28, 2021, and funding of \$53,790 for the demolition work within the pre-existing exhibit space on June 29, 2022.

The Fresno's Chaffee Zoo Corporation Board of Directors approved this request on October 12, 2022.

ATTACHMENTS:

Mixed Species Exhibit Presentation

CONCEPT PLAN



MIXED SPECIES HABITAT KOA
OCTOBER 6, 2022



DECK LAYOUT OPTION 1

- FULL TRELLIS AT NORTH, CONTINUOUS VIEW RAIL

TRELLIS PROVIDES PRIMARY SHADE FOR NORTH SEATING AREA IN THIS SCHEME. LIGHT FIXTURES AND AUDIO SPEAKERS CAN BE EMBEDDED IN STRUCTURE. CORTEN STEEL FINISH.

LARGE TREE ON RAISED PLANTER AT SOUTH PROVIDES SHADE FOR MIDDLE OF DECK AND APPROACH. SEATING BENCH AT TREE

THERE IS AN EXISTING LARGE TREE HERE TO REMAIN WHICH WILL PROVIDE SHADE FOR THE SOUTHERNMOST APPROACH OF THE DECK

COLUMNS AT FRONT EDGE SUPPORT TRELLIS AT FRONT

TRELLIS CAN FEATURE HANGING PLANTERS FOR ADDED CHARACTER.

CONTINUOUS FRONT VIEW RAIL EDGE, CAN BE OPTIONS A, B, OR D (OPTION A SHOWN)


PLANTER WITH MEDIUM/SMALL SIZED TREE FOR SHADE AT SOUTHERNMOST VIEW EDGE OF THE DECK

VIP TOUR ARBOR

PLANTER

AXON OF DECK LAYOUT, BIRD'S EYE VIEW VIEW FROM SW

HABITAT (CLOSEUP) VIEW FROM CAFE VIEW DECK



VIP VIEW AREA



ENTRANCE GATE TO VIP AREA AT CAFE DECK SOUTH



NORTH VIEW PLATFORM



ENTRANCE TO NORTH VIEW PLATFORM
AT EXISTING TRELLIS



VIEW OF MUD-WALLOW AND POOL FROM VIEW PLATFORM



Capital Projects

YEAR	PROJECT	COST
2018	WILDERNESS FALLS	\$3,316,460
2019	WARTHOG	\$2,848,645
2020	AFRICAN RIVER*	\$47,294,598
2022	KINGDOMS OF ASIA	\$42,467,255
2022	MIXED SPECIES	\$7,676,346

*African River cost estimate captured from Studio Hanson Robert's cost breakdown dated 11/18/2020



Mixed Species Project Bid Results
Overall Projected Cost

September 30, 2022

Fresno County Zoo Authority

RE: Mixed Species Project Bid Results and Overall Projected Cost

Bids for the Mixed Species project were received September 16, 2022. We requested bids from five qualified bidders and received two qualified bids. The results were as follows:

- BMY Construction Group, Inc. - \$5,914,504.00
- Bernards - \$5,926,658.00

After review of the bid results, BMY Construction Group, Inc. has been selected for this project.

The project costs include bid, a ten percent (10%) construction contingency and other project costs that are integral to completing, stocking, and staffing the project.

The total request including construction, project costs and project management is \$7,676,345.97. An overall project cost sheet has been attached.

Please contact me if you have any questions.

Respectfully,

Jesse Santiago
Construction Project Manager
JSantiago@fresnochaffeezoo.org

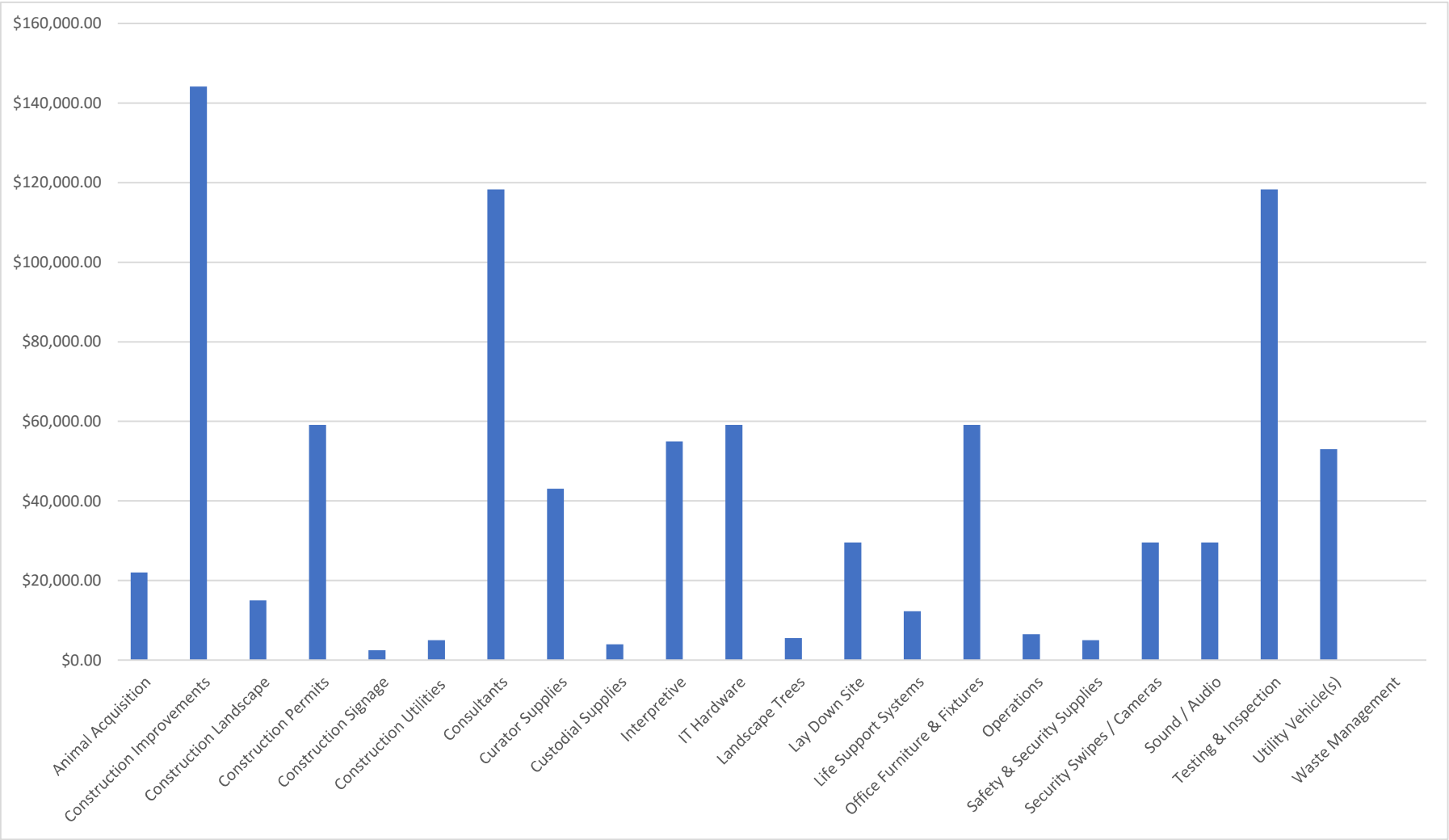
Mixed Species Construction - Project Overview

	Budget:	Expenses:	Balance:
Construction Administration - Mixed Species	\$5,914,504.00	\$0.00	\$5,914,504.00
Construction Contingency - 10%	\$591,450.40	\$0.00	\$591,450.40
Project Management - 3.5%	\$207,007.64	\$0.00	\$207,007.64
Soft Costs	\$875,803.57	\$0.00	\$875,803.57
Soft Cost Contingency - 10%	\$87,580.36	\$0.00	\$87,580.36
	\$7,676,345.97	\$0.00	\$7,676,345.97



Mixed Species - Soft Cost Overview

	Budget:	Expenses:	Balance:
Animal Acquisition	\$22,000.00	\$0.00	\$22,000.00
Construction Improvements	\$144,145.04	\$0.00	\$144,145.04
Construction Landscape	\$15,000.00	\$0.00	\$15,000.00
Construction Permits	\$59,145.04	\$0.00	\$59,145.04
Construction Signage	\$2,500.00	\$0.00	\$2,500.00
Construction Utilities	\$5,000.00	\$0.00	\$5,000.00
Consultants	\$118,290.08	\$0.00	\$118,290.08
Curator Supplies	\$43,125.69	\$0.00	\$43,125.69
Custodial Supplies	\$4,000.00	\$0.00	\$4,000.00
Interpretive	\$55,000.00	\$0.00	\$55,000.00
IT Hardware	\$59,145.04	\$0.00	\$59,145.04
Landscape Trees	\$5,500.00	\$0.00	\$5,500.00
Lay Down Site	\$29,572.52	\$0.00	\$29,572.52
Life Support Systems	\$12,300.00	\$0.00	\$12,300.00
Office Furniture & Fixtures	\$59,145.04	\$0.00	\$59,145.04
Operations	\$6,500.00	\$0.00	\$6,500.00
Safety & Security Supplies	\$5,000.00	\$0.00	\$5,000.00
Security Swipes / Cameras	\$29,572.52	\$0.00	\$29,572.52
Sound / Audio	\$29,572.52	\$0.00	\$29,572.52
Testing & Inspection	\$118,290.08	\$0.00	\$118,290.08
Utility Vehicle(s)	\$53,000.00	\$0.00	\$53,000.00
Waste Management	\$0.00	\$0.00	\$0.00
	\$875,803.57	\$0.00	\$875,803.57





Proposal for:

**FRESNO
CHAFFEE ZOO**

**MIXED SPECIES
HABITAT**



SEPTEMBER 16TH, 2022

BMV Construction Group, Inc.

Eric L. Bower, President

EBower@bmyinc.com

559.243.4200

5485 E Olive Ave

Fresno, CA 93727

BMV

Table of Contents

Proposal.....	3
Recommendation	7
BMY's Goal.....	8
Our History with Fresno Chaffee Zoo.....	9
Our Future with Fresno Chaffee Zoo.....	10
Behind the Scenes: Zooplex.....	11

Proposal



CONSTRUCTION GROUP INCORPORATED

September 16, 2022

Fresno Chaffee Zoo
894 W. Belmont Avenue
Fresno, CA 93728

Attn: Jesse Santiago, Construction Manager
Re: Kingdoms of Asia Mixed Species Habitat

BMY Construction Group Inc. is pleased to provide a cost proposal for the Kingdom of Asia Mixed Species for the sum of **\$5,914,504.**

Our bid includes the following:

DIVISION 1 GENERAL REQUIREMENTS

- *Performance and Payment Bonds.*
- *Project figured for 10-Month Duration.*
- *Rockwork wall excavation and backfill Allowance of \$150,000 is included.*
- *Life Support System Allowance in the amount of \$300,000 is included.*
- *Main Zoo Road cleaning for our work.*
- *Best Management Practices for SWPP.*
- *Pool excavation and shaping.*
- *Sales tax for Cost of Wisconsin.*
- *Sales tax for A&Z enclosures.*
- *18" Dia natural deadfall.*
- *We are planning to use Collins Electric.*
- *4" Rock at stream bed.*
- *Natural Boulders Allowance \$10,000.*
- *Elements of Green and Ocher colored moss Allowance \$10,000.*
- *Netting at view deck.*
- *Remove or perforate existing concrete deck lid.*
- *X-ray and/or testing of Concrete walls Allowance \$7,500.*
- Full-time on-site supervision of the project
- General labor
- Surveying & Construction staking
- Safety plan
- Debris and trash dumpsters for our work
- Temporary fencing
- Temporary toilets and wash stations
- General liability insurance
- Builders risk insurance for the course of construction
- Workers compensation insurance
- Progress schedules with regular updates
- Regular clean up of our work area
- As-built drawings
- Operations and maintenance (O&M) manuals
- Final cleaning end of job

DIVISION 2 EXISTING CONDITIONS

Demolition and saw cutting per sheet A801

- Saw cutting and removal of existing concrete, concrete walls, concrete doors
- Remove gates & frames, doors, hydraulic doors & accessories, light fixtures, hand removal of trees & shrubs above pond area, steel beam & cages, wall mounted water lines & hose bibbs, trim rock wall, CMU walls
- Widen existing doors as per request
- Core drill for MEPs

DIVISION 3 CONCRETE AND REBAR

- Rebar in all new cast and place concrete specified below
- Footings for composite deck posts, CMU wall, and concrete walls
- New Swiss Coffee/ Antiquing Releasing Westwood Brown Fractured Earth Stamp Concrete by composite deck area, VIP area, and north trellis viewing area
- New concrete walls at VIP arborist trellis path
- New concrete planter walls by wood fence
- New 8" thick seat wall
- New 42" high concrete wall
- Concrete curb for chain link fence
- Concrete walls, stairs, slab for pool inside existing building
- 5" concrete slab on grade inside existing building
- Concrete at CG-2 and CG-4 as per S801
- Concrete patching for saw cut areas

DIVISION 4 MASONRY

- Furnish & install CMU, mortar, grout, and rebar wall at Off-Exhibit transfer yard
- New CMU wall by pool area inside existing building
- Drilling and epoxy of dowels at CMU infill

DIVISION 5 METALS

- Furnish and install arbor path trellis and gates DG2 and DG3
- CG-5 cage at VIP area and gate DG4
- Radiused pipe netting border at composited deck area
- 5 Header Channels at existing building openings
- Kerf plates for wood trellis
- Baribusa/ Muntjac and Tapir Caging CG1 caging, CG2 caging, CG3 caging, CG4 caging ref A101, A121, A802, and A851
- Keeper Door ref A 852 six (6) per detail AA, three (3) per detail BB, two (2) per detail CC (one CC4 & one CC2), four (4) per detail DD, two (2) per detail EE, one (1) per detail FF, one (1) per detail GG, one (1) per detail HH
- Two (2) custom swing doors per details x, xx, xxx per A821
- Animal transfer doors ref A853 four (4) type V, six (6) type W, one (1) type X, five (5) type Y

DIVISION 6 WOOD & PLASTICS

- An allowance in the amount of \$25,000 is included in our base bid for reclaimed lumber plank fence.
- Rough carpentry, Wood I-Joists and Glued-Laminate beams for composite decking
- Supply and install Trex Transcend Composite Decking
- Composite Railing at Deck Area and North Viewing Area
- Wood Trellis at Composite Decking Area and North Viewing Area
- Blocking for roof HVAC platform
- Framing Hardware

DIVISION 9 FINISHES

PAINTING

- An allowance in the amount of \$40,000 for Keeper gates, cages, and transfer gates.
- Pressure wash existing ceilings and seal walls and floors
- High performance coatings
- Painting per plans

DIVISION 13 SPECIAL CONSTRUCTION

Theme Rock Work

- Shotcrete walls
- Rock work boulders
- Stream bank, riffle and run
- Mud bank wall
- Pools and pool edge apron
- Theme painting of existing rockwork wall
- Waterproofing

DIVISION 22 PLUMBING SYSTEMS

- An allowance amount of \$150,000 is included in our base bid.
 - Plumbing fixtures per P1000 One fixture PD-1, PDV-1, One fixture HB-1, One fixture HB-2, Two fixtures HR-1
 - Plumbing per plans

DIVISION 225500**Life Support System Allowance**

- An allowance in the amount of \$300,000 is included in our base bid. Life support system equipment, equipment data, and schematics are not provided.

DIVISION 23 HVAC AND SHEET METAL

- Furnish and Install Mini-Split system
- Ex-Fan
- Air Distribution
- TAB

DIVISION 26 ELECTRICAL

- All electrical work as per the plans
- Single-point connection to equipment shown on electrical plans
- Single point electrical connection to Div. 33 pump controllers
- Light fixture package
- Distribution/power package
- MCC panel
- Fire alarm system
- Trenching, backfill, and compaction for electrical underground

DIVISION 31 EARTHWORK

- Dust control
- Excavation, backfill, & compaction
- Import dirt, loamy sand, animal substrate, and soils per plans and specs
- Backfill planter
- Fine grade to +/- 1/10th of a foot
- Geotextile drainage Mat at planters

DIVISION 32 EXTERIOR IMPROVMENTS

- 3' Asphalt path per ST - 21
- Bamboo exclusion fence
- Wood fence and gates
- Chain link fence and gates
- Planting per addendum 1 ST – 51
- Top dress mulch
- Soils amendments & fine grading
- Automatic irrigation system as per plans

DIVISION 33 SITE UTILITIES

- All pipes that did not have flow lines where bid to not to exceed 5' trench
- Allowance for utilities GPR \$5000
- Site sewer systems per addendum 1 C1
- Storm drain system per addendum 1 C1
- New water service pipeline
- Backflow preventer
- Drainpipe connection

Our proposal includes an allowance for the following trades; Life Support System, Plumbing, and Painting.

ASSUMPTIONS – The following assumptions have been made in the preparation of BMY's estimate and proposal:

1. BMY's proposal and estimate is based on the following documents:
 - a. Plans prepared by: CLR Design, sheets Plans Cover page through M1 100, dated 06/17/2022.
 - b. Specifications prepared by: CLR Design, dated June 24, 2022.
 - c. Specifications prepared by: CLR Design, dated March 06, 2022.
 - d. Three soils Report prepared by: RMA GeoScience, dated 2018. For reference only.
 - e. Addendum 1, from CLR Design, dated September 09, 2022
 - f. Mixed Species Questions from Bidders, from CLR Design, dated September 09, 2022
 - g. Plan Sheets A141 Revised, C300, R801, & ST801, from CLR Design, dated September 09, 2022
2. All work is figured as "Straight" time during normal working hours in one concurrent phase.
3. BMY's schedule does not include delays caused by weather or other delays out of our control.
4. The site native soil will be suitable and adequate for the proposed construction with no import or export of soils.
5. There are no significant below ground obstructions to interfere with construction.
6. Owner or others will provide a clear work area cleared of furnishings, equipment, stored materials, debris and vehicles.
7. Owner or others will provide and pay for construction utilities (Water and Power) for our use during construction.
8. BMY's proposal is valid for thirty (30) days.
9. BMY does carry general liability insurance and workers compensation insurance that is included in our estimate and proposal.
10. Laydown area located at the entrance to the exhibit

EXCLUSIONS – The following items are specifically not included in BMY's estimate and proposal unless otherwise noted:

1. Utility company fees or construction work for utility companies.
2. Gas line piping outside of the building or gas and water meters. Assumes by utility companies.
3. Earthquake or flood insurance.
4. Plans, design or engineering services or fees.
5. Plan check or permit fees. Assumes by Owner as required. BMY will pull the permits and Owner to pay fees.
6. Work not shown on the drawings or plans unless specifically described in BMY's proposal.
7. Costs for changes in the plans or the scope of work due to comments or requirements by a city, county or governing agency.
8. Soils report or geotechnical investigation study. Assumes by Owner as necessary.
9. Special reports or property surveys.
10. Testing or inspection services or fees. Assumes by Owner.
11. Storm water pollution prevention plan.
12. Furnishings, specialty equipment, special signage, information boards, clocks, appliances, lockers, window treatment/coverings.
13. Handling or installation of equipment or furnishings provided by the Owner or others.
14. Handling or removal of hazardous materials or mold.
15. Specialty low voltage systems or conduits, outlets and raceways for such systems; (i.e. phone, security alarm, access control, data, computers, sound, paging, energy management).
16. Generator system, solar system or uninterrupted power service devices.
17. Excludes FSC Lumber
18. Interpretive Panel Detail 1 A121
19. Signage and accessories
20. Exterior building
21. R801 Detail 14

Sincerely,
BMY Construction Group, Inc.
Gurdeep Jhutti
Gurdeep Jhutti
Senior Estimator

Recommendation



November 19, 2021

Letter of Recommendation

To Whom it May Concern,

On behalf of the Fresno Chaffee Zoo we are providing this letter of recommendation for BMY Construction Group, Inc. for construction services with future prospective clients. I have had the pleasure of working directly with BMY on several projects in the past and most recently at the Fresno Chaffee Zoo with the Zooplex project. The scope of work for this project involves a new office building for zookeepers. First Floor being 12,414 sq. ft. and second floor 5,560 sq. ft., A-2: Assembly - Cafeteria B: Business - Office F-1: Factory - Food Processing R-1: Residential. Construction Type: III-B. Construction will also include, plumbing, mechanical, & electrical systems, and related on-site civil, hardscape, and landscape work.

BMY has illustrated their attention to detail, scheduling, quality, and safety throughout their project at the Fresno Chaffee Zoo. In addition, BMY Construction Group, Inc. has been exceptionally accommodating when dealing with unforeseen conditions and challenges while working with and around our animal collection at the Fresno Chaffee Zoo.

Please consider BMY Construction Group, Inc. for your construction service needs. I recommend them and look forward to working with them again.

Respectfully,

A handwritten signature in black ink, appearing to read 'Jesse Santiago', with a long, sweeping horizontal line extending to the right.

Jesse Santiago
Construction Project Manager
JSantiago@fresnochaffeezoo.org

BMY's Goal

our MISSION

Trusted • Determined * Reputable * Disciplined

To build strong relationships with our employees, clients, and trade partners, and to continue building our trusted reputation for providing a great experience from start to finish.



Construction is our Culture

"The best part of construction is seeing a building from start to finish and getting to say 'I helped build that!'"



Proud of Our Work

Ownership of our work!

Every job, big or small is important to us. We take pride in every project we attach our name to. We work to be known for our projects and are happy with the relationships that come from them.



EDISON HS GYM ADDITION

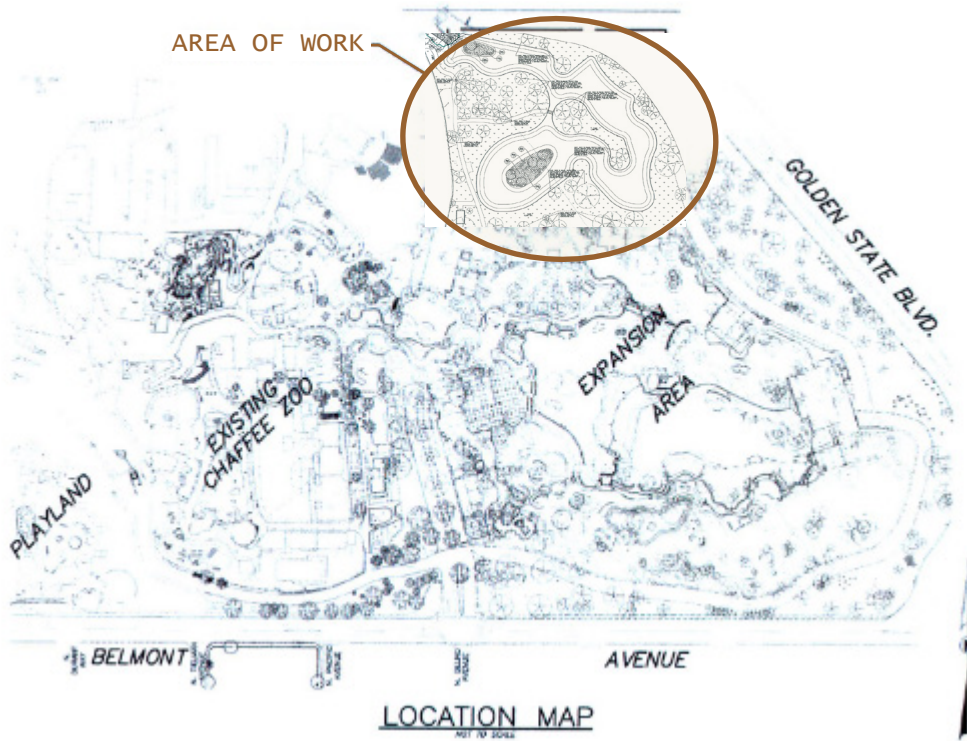
Construction

We are so pleased for the opportunity to continue working with Fresno Chaffee Zoo. From our first job with them, we knew we had to come back for more. It took us 8 years to come back but we made it. We are looking forward to continued growth with Fresno Chaffee Zoo. We want to be part of the Fresno Chaffee Zoo's history in aiding to their mission in providing an engaging learning environment!



Madera Academic Village

Our History with Fresno Chaffee Zoo



FRESNO CHAFFEE ZOO POND IMPROVEMENTS AT FRESNO CHAFFEE ZOO

Our first project with Fresno Chaffee Zoo was to improve the old pond on the north side of the zoo closest to Golden State Blvd.

Our **First** Fresno Chaffee Zoo Project!

The Fresno Chaffee Zoo Zooplex was just recently completed. Our second project with Fresno Chaffee Zoo was a success!



Our Future with Fresno Chaffee Zoo



CONSTRUCTION OF NEW UNGULATE SHADE STRUCTURES



**BMY is contracted to build
the new Ungulate Shade
Structure for the zoo!**


Behind the Scenes of the Zooplex!




Aerial view of the foundation taken with a drone.





Check out the water repellant in **teal**.



Zooplex
Progress
Photos





Attention to detail is key!



Three Different Stages of Construction!



Why BMY Construction Group?

- You get the “A” team
- Highly relevant construction experience
- No surprise communication plan
- Heavy emphasis on minimizing change orders
- Maximum attention in pre-construction
- A tailored logistics plan



Zooplex at Fresno Chaffee Zoo



5485 E Olive Ave
Fresno, CA 93727

559.243.4200



AGENDA ITEM 10

DATE: November 30, 2022
TO: Fresno County Zoo Authority Board
FROM: Ronald Alexander, Zoo Authority Board Coordinator
SUBJECT: 2023 Board Meeting Calendar

RECOMMENDED ACTION:

Approve and adopt the 2023 Zoo Authority regular board meeting calendar as outlined in Attachment A.

DISCUSSION:

The Fresno County Zoo Authority holds regular meetings at the Fresno County Employees' Retirement Association, 7772 N. Palm Avenue, Fresno, California. Meetings are regulated and scheduled in accordance with the Ralph M. Brown Act. The Chairman is authorized to schedule special meetings and cancel regularly scheduled meetings in accordance with applicable laws.

Attached is the proposed 2023 board meeting calendar. The calendar includes 12 regular board meetings, which are typically held the last Wednesday of each month. Approval and adoption of the 2023 schedule of regular meetings will establish the official 2023 board meeting calendar.

ATTACHMENTS:

Attachment A – 2023 Regular Meeting Schedule

2023

FRESNO COUNTY ZOO AUTHORITY BOARD MEETING CALENDAR



Regular Meeting



County Holiday

January						
S	M	T	W	T	F	S
1	2	3	4	5	6	7
8	9	10	11	12	13	14
15	16	17	18	19	20	21
22	23	24	25	26	27	28
29	30	31				

February						
S	M	T	W	T	F	S
			1	2	3	4
5	6	7	8	9	10	11
12	13	14	15	16	17	18
19	20	21	22	23	24	25
26	27	28				

March						
S	M	T	W	T	F	S
			1	2	3	4
5	6	7	8	9	10	11
12	13	14	15	16	17	18
19	20	21	22	23	24	25
26	27	28	29	30	31	

April						
S	M	T	W	T	F	S
						1
2	3	4	5	6	7	8
9	10	11	12	13	14	15
16	17	18	19	20	21	22
23	24	25	26	27	28	29
30						

May						
S	M	T	W	T	F	S
	1	2	3	4	5	6
7	8	9	10	11	12	13
14	15	16	17	18	19	20
21	22	23	24	25	26	27
28	29	30	31			

June						
S	M	T	W	T	F	S
				1	2	3
4	5	6	7	8	9	10
11	12	13	14	15	16	17
18	19	20	21	22	23	24
25	26	27	28	29	30	

July						
S	M	T	W	T	F	S
						1
2	3	4	5	6	7	8
9	10	11	12	13	14	15
16	17	18	19	20	21	22
23	24	25	26	27	28	29
30	31					

August						
S	M	T	W	T	F	S
		1	2	3	4	5
6	7	8	9	10	11	12
13	14	15	16	17	18	19
20	21	22	23	24	25	26
27	28	29	30	31		

September						
S	M	T	W	T	F	S
					1	2
3	4	5	6	7	8	9
10	11	12	13	14	15	16
17	18	19	20	21	22	23
24	25	26	27	28	29	30

October						
S	M	T	W	T	F	S
1	2	3	4	5	6	7
8	9	10	11	12	13	14
15	16	17	18	19	20	21
22	23	24	25	26	27	28
29	30	31				

November						
S	M	T	W	T	F	S
			1	2	3	4
5	6	7	8	9	10	11
12	13	14	15	16	17	18
19	20	21	22	23	24	25
26	27	28	29	30		

December						
S	M	T	W	T	F	S
					1	2
3	4	5	6	7	8	9
10	11	12	13	14	15	16
17	18	19	20	21	22	23
24	25	26	27	28	29	30
31						